

Stampin' Up! Playful Pets Treat Card

Mary Fish
mary@stampinpretty.com
<http://stampinpretty.com>


stampin' pretty
a step-by-step tutorial



1. Begin with a 4 1/4 x 5 1/2 Crumb Cake card base.
2. Adhere a 4 x 5 1/4 piece of Whisper White card stock to the card base with [Stampin' Seal](#).
3. Layer and adhere a 3 x 4 1/2 piece of Playful Pets Designer Series Paper to a 3 1/4 x 4 3/4 piece of Basic Black card stock with Stampin' Seal.
4. Double wrap with Black & White Baker's Twine (Playful Pets Trim), securing with a bow.
5. Pull apart the Baker's Twine to get a piece of just white thread. Use to secure a Playful Pet Trinket to the bow as shown.
6. Adhere to the panel card base with Stampin' Dimensionals.
7. Use a [Stamparatus](#) to stamp the sentiment (Pampered Stamp Set) in Versamark Ink onto a 3/4 x 2 piece of Basic Black card stock.
8. Cover with White Stampin' Emboss Powder, tap to remove the excess, set with a Heat Tool.
9. Adhere with Stampin' Dimensionals.

Stampin' Up! Playful Pets Treat Card

Mary Fish

mary@stampinpretty.com

<http://stampinpretty.com>



10. Use a [Stampin' Cut & Emboss Machine](#) to crop a piece of Real Red card stock with the 2 3/4 x 1 7/8 Stitched Shapes oval die.
11. Adhere to the card as shown with Stampin' Dimensionals.
12. Use a Paper Snips to crop the dog and ball from the Playful Pets Designer Series Paper.
13. **THE FINISHING TOUCH!** Use the [Stampin' Cut & Emboss Machine](#) along with the scalloped edge Envelope Die, to crop a 2 1/2 x 5 3/4 piece of Playful Pets Designer Series Paper.
14. Adhere to the outside flap of a Whisper White Medium Envelope with [Multipurpose Liquid Glue](#).
15. **LEARN HOW!** Take an in-depth look at the Stampin' Up! Envelope Dies and a variety of ways to use them on my blog post [here](#).

Mary

[Click for blog post](#)

[Click to shop!](#)

Stampin' Up! Playful Pets Treat Card

Mary Fish

mary@stampinpretty.com

<http://stampinpretty.com>



[Playful Pets Suite Collection \(En\) - 154136](#)

Price: \$67.00

Add to Cart



[Pampered Pets Cling Stamp Set - 152520](#)

Price: \$21.00


Add to Cart



[Crumb Cake 8-1/2" X 11" Cardstock - 120953](#)

Price: \$8.75


Add to Cart



[Whisper White 8-1/2" X 11" Cardstock - 100730](#)

Price: \$9.75

Add to Cart



[Basic Black 8-1/2" X 11" Cardstock - 121045](#)

Price: \$8.75

Add to Cart



[Playful Pets Designer Series Paper - 152489](#)

Sale: \$9.78

Price: \$11.50

Add to Cart



[Real Red 8-1/2" X 11" Cardstock - 102482](#)

Price: \$8.75

Add to Cart



[Playful Pets Trim Combo Pack - 152466](#)

Price: \$7.50

Add to Cart



[Whisper White Medium Envelopes - 107301](#)

Price: \$7.50


Add to Cart



[Stampin' Cut & Emboss Machine - 149653](#)

Price: \$120.00

Add to Cart



[Stitched Shapes Dies - 152323](#)

Price: \$30.00

Add to Cart



[Envelopes Dies - 153531](#)

Price: \$36.00

Add to Cart



[Playful Pets Trinkets - 152465](#)

Price: \$8.50

Add to Cart



[Paper Trimmer - 152392](#)

Price: \$25.00

Add to Cart



[Stampin' Seal - 152813](#)

Price: \$8.00

Add to Cart

Stampin' Up! Playful Pets Treat Card

Mary Fish

mary@stampinpretty.com

<http://stampinpretty.com>



[Stampin' Dimensionals - 104430](#)

Price: \$4.00

Add to Cart



[Paper Snips Scissors - 103579](#)

Price: \$10.00

Add to Cart



[Multipurpose Liquid Glue - 110755](#)

Price: \$4.00

Add to Cart