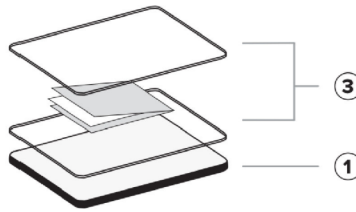

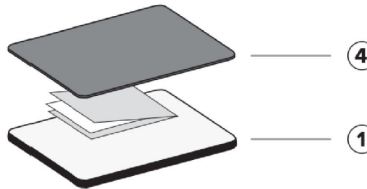


THE PERFECT EMBOSSING FOLDER SANDWICH

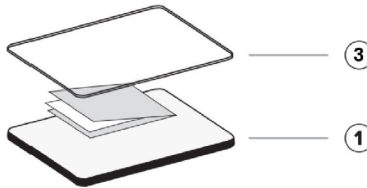
Standard
Embossing Folder
Approx.
1/16" Total
Thickness




3D
Embossing Folder
Approx.
1/8" Total
Thickness



Dynamic
Embossing Folder
(Retired)
Approx.
3/16" Total
Thickness



 stampinpretty.com
images © stampin' up!



BUILDING THE PERFECT SANDWICH: Each type of embossing folder requires a different sandwich when passing through a die-cutting and embossing machine, including both the NEW Stampin' Cut & Emboss Machine and the RETIRED Big Shot Machine.

TYPE 1: STANDARD EMBOSSING FOLDERS

NEW Stampin' Cut & Emboss Machine Sandwich

Top – 3 Cutting Plate
Middle – Standard Embossing Folder 1/16" Thick
Middle – 3 Cutting Plate
Bottom – 1 Platform

RETIRED Big Shot Machine Sandwich

Top – Standard Cutting Plate
Middle – Standard Embossing Folder 1/16" Thick
Middle – Standard Cutting Plate
Bottom – Standard Platform

TYPE 2: 3D EMBOSSING FOLDERS

NEW Stampin' Cut & Emboss Machine Sandwich

Top – 4 Specialty Plate
Middle – 3D Embossing Folder 1/8" Thick
Bottom – 1 Platform

RETIRED Big Shot Machine Sandwich

Top – 3D Embossing Folder Plate (Blue)
Middle – 3D Embossing Folder 1/8" Thick
Bottom – Standard Platform

–OR–

Top – Standard Cutting Plate
Middle – Shim of card stock or similar approx 1/16" thick
Middle – 3D Embossing Folder 1/8" Thick
Bottom – Standard Platform

TYPE 3: DYNAMIC (SIZZIX) EMBOSSING FOLDERS

NEW Stampin' Cut & Emboss Machine Sandwich

Top – 3 Cutting Plate
Middle – Dynamic Embossing Folder 3/16" Thick
Bottom – 1 Platform

RETIRED Big Shot Machine Sandwich

Top – Standard Cutting Plate
Middle – Dynamic Embossing Folder 3/16" Thick
Bottom – Standard Platform