

Stampin' Up! Daisy Punches Thank You Card

Mary Fish
mary@stampinpretty.com
<http://stampinpretty.com>


stampin' pretty
a step-by-step tutorial



1. Begin with a 4 1/4 x 5 1/2 card base of Whisper White Thick card stock.
2. Use a [Stamparatus](#) to position and stamp the "thank you" sentiment (Beautiful Autumn Stamp Set) in Versamark Ink onto a 3 1/4 x 4 1/2 piece of Plaid Tidings 6x6 Designer Series Paper.
3. Cover with White Stampin' Emboss Powder. Tap to remove the excess. Set with a Heat Tool.
4. Adhere to a 3 1/2 x 4 3/4 piece of Whisper White card stock with Stampin' Seal Adhesive and to the card base with Stampin' Dimensionals.
5. Crop two pieces of Whisper White card stock with the Daisy Punch and one piece of Whisper White card stock with the Medium Daisy Punch.
6. Adhere together as shown with Mini Glue Dots.
7. Adhere to the card with Stampin' Dimensionals.

Stampin' Up! Daisy Punches Thank You Card

Mary Fish

mary@stampinpretty.com

<http://stampinpretty.com>



8. **POP OF PERSONALITY!** Add three Gold Glitter Enamel Dots as shown.
9. **STAMPIN' UP! ENVELOPE DIES AVAILABLE NOW!** I'm passionate about pretty envelopes and these dies have made the list of [My Favorite Things for the Stampin' Up! Holiday Mini Catalog!](#) Use the [Stampin' Cut & Emboss Machine](#) along with the scalloped edge [Envelope Die](#), to crop a 5 3/4 x 2 1/2 piece of coordinating Plaid Tidings 6x6 Designer Series Paper.
10. Adhere to the outside flap of the envelope with [Multipurpose Liquid Glue](#).

Mary

Click for blog post 

Click to shop! 

Stampin' Up! Daisy Punches Thank You Card

Mary Fish
mary@stampinpretty.com
<http://stampinpretty.com>



[Beautiful Autumn Bundle \(English\) - 155189](#)

Price: \$50.25

[Add to Cart](#)



[Plaid Tidings 6" X 6" \(15.2 X 15.2 Cm\) Designer Series Paper - 153527](#)

Price: \$11.50


[Add to Cart](#)



[Whisper White 8-1/2" X 11" Thick Cardstock - 140272](#)

Price: \$8.25

[Add to Cart](#)



[Whisper White 8-1/2" X 11" Cardstock - 100730](#)

Price: \$9.75

[Add to Cart](#)



[Daisy Punch - 143713](#)

Price: \$18.00

[Add to Cart](#)



[Medium Daisy Punch - 149517](#)

Price: \$16.00

[Add to Cart](#)



[Whisper White Medium Envelopes - 107301](#)

Price: \$7.50

[Add to Cart](#)



[Envelopes Dies - 153531](#)

Price: \$36.00

[Add to Cart](#)



[Stamparatus - 146276](#)

Price: \$49.00

[Add to Cart](#)



[VersaMark Pad - 102283](#)

Price: \$9.50

[Add to Cart](#)



[White Stampin' Emboss Powder - 109132](#)

Price: \$6.00

[Add to Cart](#)



[Heat Tool - 129053](#)

Price: \$30.00

[Add to Cart](#)



[Stampin' Cut & Emboss Machine - 149653](#)

Price: \$120.00


[Add to Cart](#)



[Magnetic Cutting Plate - 149656](#)

Price: \$24.00

[Add to Cart](#)



[Gold Glitter Enamel Dots - 152155](#)

Price: \$8.00

[Add to Cart](#)

Stampin' Up! Daisy Punches Thank You Card

Mary Fish
mary@stampinpretty.com
<http://stampinpretty.com>



[Stampin' Seal -
152813](#)

Price: \$8.00

[Add to Cart](#)



[Glue Dots -
103683](#)

Price: \$5.25


[Add to Cart](#)



[Stampin'
Dimensionals -
104430](#)

Price: \$4.00

[Add to Cart](#)



[Multipurpose
Liquid Glue -
110755](#)

Price: \$4.00

[Add to Cart](#)



[Paper Trimmer -
152392](#)

Price: \$25.00

[Add to Cart](#)