

Thank You Card: Stampin' Up! Poinsettia Place Suite

Mary Fish
mary@stampinpretty.com
<http://stampinpretty.com>


stampin' pretty
a step-by-step tutorial



1. Begin with a 4 1/4 x 5 1/2 card base of Very Vanilla Thick card stock.
2. Use a Stampin' Up! Paper Trimmer to cut a 1 x 5 1/4 strip of the striped Poinsettia Place Designer Series Paper.
3. Adhere 3/4 in from the left-hand side with Stampin' Seal.
4. Use the [Stamparatus](#) to position and stamp the sentiment in Soft Suede classic ink onto a 2 x 5 1/4 piece of Very Vanilla thick card stock.
5. Cut a 1 x 5 1/4 piece of Very Vanilla Thick card stock.
6. Adhere both pieces as shown with Stampin' Dimensionals.
7. Use a [Stampin' Cut & Emboss Machine](#) to crop the following using the Poinsettia Dies:
 - Poinsettia Petals (be sure to also include the embossing die too): Real Red card stock
 - Sprigs (x3): Soft Suede card stock
 - Poinsettia Center: Crushed Curry card stock
8. Adhere together as shown with Mini Glue Dots.
9. Adhere to the card with Stampin' Dimensionals.

Thank You Card: Stampin' Up! Poinsettia Place Suite

Mary Fish
mary@stampinpretty.com
<http://stampinpretty.com>



10. **POP OF PERSONALITY!** Add three Red Rhinestone Basic Jewels as shown.
11. Use the [Stampin' Cut & Emboss Machine](#), along with the scalloped edge Envelope Die, to crop a 5 3/4 x 2 1/2 piece of Poinsettia Place Designer Series Paper.
12. Adhere to the outside flap of the envelope with Multipurpose Liquid Glue.

Mary

[Click for blog post](#)

[Click to shop!](#)

Thank You Card: Stampin' Up! Poinsettia Place Suite

Mary Fish
mary@stampinpretty.com
<http://stampinpretty.com>



[Poinsettia Place Suite Collection \(English\) - 155109](#)

Price: \$94.00

Add to Cart



[Poinsettia Petals Bundle \(English\) - 155148](#)

Price: \$56.50


Add to Cart



[Poinsettia Petals Photopolymer Stamp Set \(English\) - 153475](#)

Price: \$27.00

Add to Cart



[Poinsettia Dies - 153522](#)

Price: \$36.00

Add to Cart



[Very Vanilla 8-1/2" X 11" Thick Cardstock - 144237](#)

Price: \$8.25


Add to Cart



[Poinsettia Place Designer Series Paper - 153487](#)

Price: \$11.50


Add to Cart



[Real Red 8-1/2" X 11" Cardstock - 102482](#)

Price: \$8.75

Add to Cart



[Soft Suede 8-1/2" X 11" Cardstock - 115318](#)

Price: \$8.75

Add to Cart



[Crushed Curry 8-1/2" X 11" Cardstock - 131199](#)

Price: \$8.75

Add to Cart



[Stamparatus - 146276](#)

Price: \$49.00

Add to Cart



[Soft Suede Classic Stampin' Pad - 147115](#)

Price: \$7.50

Add to Cart



[Paper Trimmer - 152392](#)

Price: \$25.00


Add to Cart



[Stampin' Dimensionals - 104430](#)

Price: \$4.00

Add to Cart



[Glue Dots - 103683](#)

Price: \$5.25

Add to Cart



[Very Vanilla Medium Envelopes - 107300](#)

Price: \$7.50

Add to Cart

Thank You Card: Stampin' Up! Poinsettia Place Suite


Mary Fish
mary@stampinpretty.com
<http://stampinpretty.com>



[Envelopes Dies -
153531](#)

Price: \$36.00

Add to Cart



[Red Rhinestone
Basic Jewels -
146924](#)

Price: \$7.00

Add to Cart