

# Slimline Card & Envelope with Stampin' Up! Snowflake Splendor

Mary Fish

[mary@stampinpretty.com](mailto:mary@stampinpretty.com)

<http://stampinpretty.com>



## SLIMLINE CARD:

1. Begin with an 8 1/2 x 4 card base of Whisper White Thick card stock.
2. Layer and adhere together with Stampin' Seal, an 8 1/2 x 3 1/2 and an 8 1/2 x 3 3/4 piece of Snowflake Splendor Designer Series Paper.
3. Adhere to the card with Stampin' Seal.
4. Use a [Stamparatus](#) to position and stamp the "On Earth" sentiment in Versamark Ink onto an 8 1/2 x 1/2 piece of Snowflake Splendor Designer Series Paper.
5. Cover with White Stampin' Emboss Powder, tap to remove the excess, and set with a Heat Tool.
6. Adhere to the card with Foam Adhesive Strips.
7. Crop the following using all three "PEACE" dies from the Joy Dies set, along with a [Stampin' Cut & Emboss Machine](#):
  - Whisper White card stock: Bottom and Top Layers
  - Snowflake Splendor Designer Series Paper: Middle Layer

# Slimline Card & Envelope with Stampin' Up! Snowflake Splendor

Mary Fish  
[mary@stampinpretty.com](mailto:mary@stampinpretty.com)  
<http://stampinpretty.com>

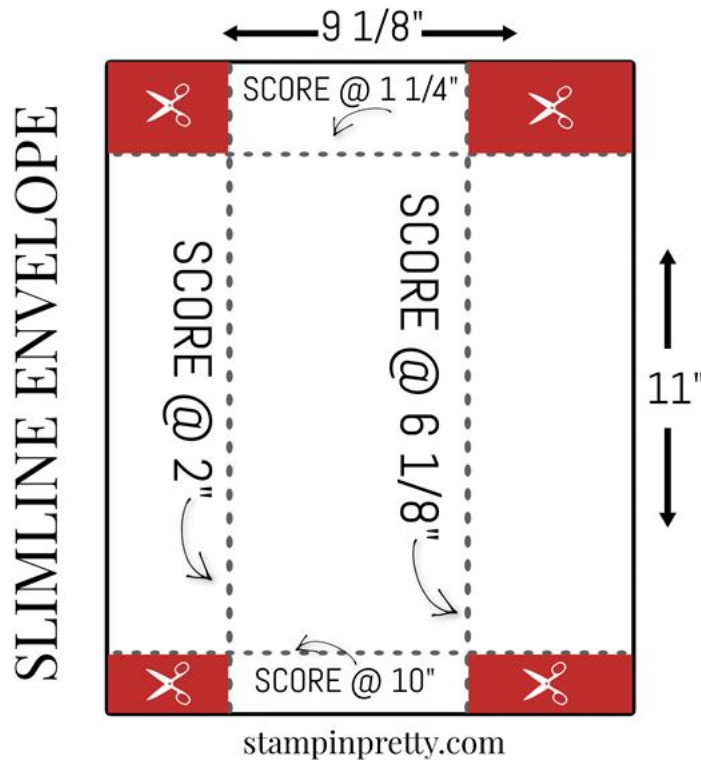
8. Layer and adhere together with Multipurpose Liquid Glue or Adhesive Sheets.
9. Adhere to the card with Foam Adhesive Strips.
10. **POP OF PERSONALITY!** Add Blue Adhesive-Backed Gems to the center of the snowflakes and to the sides of the sentiment as shown.



## SLIMLINE ENVELOPE:

1. Begin by cutting a piece of Snowflake Splendor Designer Series Paper to 9 1/8 x 11.
2. Score the 9 1/8" side at 2" and 6 1/8".
3. Score the 11" side at 1 1/4" and 10".
4. Remove the four corners with Paper Snips by following the score lines as shown in the diagram below.
5. **PRINT IT!** You can print a PDF of the diagram below by [clicking here](#).

# Slimline Card & Envelope with Stampin' Up! Snowflake Splendor



6. Use the corner rounder of the Detailed Trio Punch to round the corners of the small flaps.
7. Add Tear & Tape Adhesive to the four areas shown in the diagram below.



- 8.

# Slimline Card & Envelope with Stampin' Up! Snowflake Splendor

Mary Fish  
[mary@stampinpretty.com](mailto:mary@stampinpretty.com)  
<http://stampinpretty.com>

Remove the release paper from the Tear & Tape Adhesive (DO NOT REMOVE THE TOP FLAP) and adhere together folding the left flap in first, then the right flap, then the bottom flap. **NOTE:** Do not adhere the top flap until your card is inside and ready to send!

Crop a piece of Whisper White card stock with the 1 3/4" So Many Snowflakes Die and a [Stampin' Cut & Emboss Machine](#).

Adhere to the top envelope flap with a Mini Glue Dot.

**POP OF PERSONALITY!** Add Blue Adhesive-Backed Gems to the center of the snowflake.

## Mary

Click for blog post 

Click to shop! 

# Slimline Card & Envelope with Stampin' Up! Snowflake Splendor

Mary Fish  
[mary@stampinpretty.com](mailto:mary@stampinpretty.com)  
<http://stampinpretty.com>



[Peace & Joy Bundle - 155167](#)

Price: \$45.00

[Add to Cart](#)



[Peace & Joy Photopolymer Stamp Set - 153430](#)

Price: \$18.00

[Add to Cart](#)



[Joy Dies - 153530](#)

Price: \$32.00


[Add to Cart](#)



[Whisper White 8-1/2" X 11" Thick Cardstock - 140272](#)

Price: \$8.25

[Add to Cart](#)



[Snowflake Splendor Designer Series Paper - 153512](#)

Price: \$11.50

[Add to Cart](#)



[VersaMark Pad - 102283](#)

Price: \$9.50

[Add to Cart](#)



[White Stampin' Emboss Powder - 109132](#)

Price: \$6.00

[Add to Cart](#)



[Heat Tool - 129053](#)

Price: \$30.00

[Add to Cart](#)



[Paper Trimmer - 152392](#)

Price: \$25.00

[Add to Cart](#)



[So Many Snowflakes Dies - 153560](#)

Price: \$36.00


[Add to Cart](#)



[Detailed Trio Punch - 146320](#)

Price: \$20.00

[Add to Cart](#)



[Blue Adhesive-Backed Gems - 153547](#)

Price: \$8.00

[Add to Cart](#)



[Foam Adhesive Strips - 141825](#)

Price: \$8.00

[Add to Cart](#)



[Multipurpose Liquid Glue - 110755](#)

Price: \$4.00

[Add to Cart](#)



[Tear & Tape Adhesive - 138995](#)

Price: \$7.00

[Add to Cart](#)

# Slimline Card & Envelope with Stampin' Up! Snowflake Splendor

Mary Fish  
[mary@stampinpretty.com](mailto:mary@stampinpretty.com)  
<http://stampinpretty.com>



[Stampin' Seal -  
152813](#)

Price: \$8.00

Add to Cart