

Happy Wishes Notecard

Stampin' Up! Tree Angle Stamp Set

Mary Fish
mary@stampinpretty.com
<http://stampinpretty.com>



1. Begin by burnishing the fold of a Whisper White Note Card with a Bone Folder.
2. Adhere a 5 x 2 1/2 piece of Tis the Season 6x6 Designer Series Paper to the card base with Stampin' Seal.
3. Zip a 5 x 1 1/2 piece of Whisper White card stock through a [Stampin' Cut & Emboss Machine](#) tucked inside the Evergreen Forest 3D Embossing Folder.
4. Adhere as shown with Stampin' Seal.
5. Crop a piece of Whisper White card stock with the largest Stitched Shapes circle die.
6. Adhere as shown with Stampin' Dimensionals.
7. Use a [Stamaparatus](#) to stamp the following onto a piece of Whisper White card stock:
 - Trees: 2 Real Red, 1 Shaded Spruce
 - Sentiment: Shaded Spruce
 - Tree Trunks: 3 Soft Suede
8. Crop the trees with the coordinating Stitched Triangle dies and a [Stampin' Cut & Emboss Machine](#).

Happy Wishes Notecard

Stampin' Up! Tree Angle Stamp Set

Mary Fish
mary@stampinpretty.com
<http://stampinpretty.com>



9. Snip the tree trunks closely with Paper Snips.
10. Adhere to the back of the trees with Mini Glue Dots.
11. Adhere to the card with Stampin' Dimensionals.
12. Tie a bow of Real Red 1/8" Stitched Grosgrain Ribbon (Playful Pets Trim Combo Pack) and adhere with a Mini Glue Dot as shown.
13. Trim the sentiment to 3 1/2 x 3/8. Flag both ends with the Banners Pick a Punch.
14. Adhere as shown with Stampin' Seal and Mini Stampin' Dimensionals.
15. **POP OF PERSONALITY!** Add Red Rhinestone Basic Jewels as shown.
16. Use the [Stampin' Cut & Emboss Machine](#), along with the scalloped edge Envelope Die, to crop a 5 1/8 x 2 1/4 piece of 'Tis the Season 6x6 Designer Series Paper.
17. Adhere to the outside flap of the coordinating note card envelope with Multipurpose Liquid Glue.

Mary

[Click for blog post](#)

[Click to shop!](#)

Happy Wishes Notecard

Stampin' Up! Tree Angle Stamp Set

Mary Fish

mary@stampinpretty.com

<http://stampinpretty.com>



[Tree Angle Photopolymer Stamp Set - 153442](#)

Price: \$17.00

[Add to Cart](#)



[Stitched Triangles Dies - 152710](#)

Price: \$35.00


[Add to Cart](#)



[Whisper White Note Cards & Envelopes - 131527](#)

Price: \$7.00

[Add to Cart](#)



['Tis The Season 6" X 6" \(15.2 X 15.2 Cm\) Designer Series Paper - 153489](#)

Price: \$11.50

[Add to Cart](#)



[Evergreen Forest 3D Embossing Folder - 153576](#)

Price: \$10.00

[Add to Cart](#)



[Stamparatus - 146276](#)

Price: \$49.00

[Add to Cart](#)



[Real Red Classic Stampin' Pad - 147084](#)

Price: \$7.50

[Add to Cart](#)



[Shaded Spruce Classic Stampin' Pad - 147088](#)

Price: \$7.50


[Add to Cart](#)



[Playful Pets Trim Combo Pack - 152466](#)

Price: \$7.50

[Add to Cart](#)



[Stitched Shapes Dies - 152323](#)

Price: \$30.00


[Add to Cart](#)



[Paper Trimmer - 152392](#)

Price: \$25.00

[Add to Cart](#)



[Paper Snips Scissors - 103579](#)

Price: \$10.00


[Add to Cart](#)



[Banners Pick A Punch - 153608](#)

Price: \$23.00

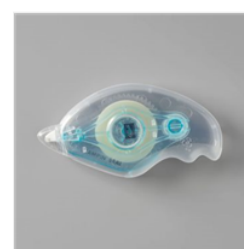
[Add to Cart](#)



[Red Rhinestone Basic Jewels - 146924](#)

Price: \$7.00

[Add to Cart](#)



[Stampin' Seal - 152813](#)

Price: \$8.00

[Add to Cart](#)

Happy Wishes Notecard

Stampin' Up! Tree Angle Stamp Set

Mary Fish
mary@stampinpretty.com
<http://stampinpretty.com>



[Mini Stampin' Dimensionals - 144108](#)

Price: \$4.00

Add to Cart



[Stampin' Dimensionals - 104430](#)

Price: \$4.00

Add to Cart



[Glue Dots - 103683](#)

Price: \$5.25

Add to Cart



[Envelopes Dies - 153531](#)

Price: \$36.00

Add to Cart