

Hello Card with the Forever Fern Bundle

Mary Fish
mary@stampinpretty.com
<http://stampinpretty.com>


stampin' pretty
a step-by-step tutorial



1. Begin with a 4 1/4 x 5 1/2 card base of Whisper White Thick card stock.
2. Adhere a 1 1/2 x 5 1/2 piece of Garden Green card stock as shown with Stampin' Seal Adhesive.
3. Adhere a 2 3/4 x 4 3/4 piece of Forever Greenery Designer Series Paper as shown with Stampin' Seal.
4. **LEARN HOW!** Read all about the adhesives offered by Stampin' Up! on my blog page [here](#).
5. Wrap with Old Olive/Pretty Peacock 3/8" Reversible Ribbon, securing in the center as shown with Mini Glue Dots.
6. Crop two pieces of Whisper White card stock using the 2 1/4 x 3 1/2 Stitched Rectangle Die and a die-cutting and embossing machine.
7. Crop the center from one of the squares using the 1 3/4 x 3 1/4 Stitched Rectangle Die (to create the frame).
8. Use a [Stamparatus](#) to stamp the greenery in Shaded Spruce Classic Ink onto a piece of Whisper White card stock.
9. Crop with the coordinating die (Forever Flourishing Dies).

Hello Card with the Forever Fern Bundle

Mary Fish
mary@stampinpretty.com
<http://stampinpretty.com>

10. Adhere as shown with Stampin' Dimensionals.
11. Adhere the frame to the full stitched rectangle with snipped-to-size Stampin' Dimensionals.



12. Double wrap with Linen Thread, securing with a bow.
13. Adhere to the card with Stampin' Dimensionals.
14. Use a [Stamparatus](#) to stamp the sentiment (Forever Fern) in Versamark Ink onto a piece of Garden Green card stock.
15. Cover with White Stampin' Emboss Powder, tap to remove the excess, and set with a Heat Tool.
16. Trim to size with a Paper Snips.
17. Adhere with Mini Stampin' Dimensionals.
18. **POP OF PERSONALITY!** Adhere three Elegant Faceted Gems (part of [My Favorite Things](#)) as shown.

Mary

[Click for blog post](#)

[Click to shop!](#)

Hello Card with the Forever Fern Bundle

Mary Fish
mary@stampinpretty.com
<http://stampinpretty.com>



[Forever Fern Bundle \(English\) - 154094](#)

Price: \$54.00


[Add to Cart](#)



[Whisper White 8-1/2" X 11" Thick Cardstock - 140272](#)

Price: \$8.25

[Add to Cart](#)



[Garden Green 8-1/2" X 11" Cardstock - 102584](#)

Price: \$8.75


[Add to Cart](#)



[Forever Greenery Designer Series Paper - 152492](#)

Price: \$11.50

[Add to Cart](#)



[Old Olive/Pretty Peacock 3/8" \(1 Cm\) Reversible Ribbon - 149496](#)

Price: \$7.50

[Add to Cart](#)



[Stitched Rectangles Dies - 151820](#)

Price: \$35.00

[Add to Cart](#)



[Stamparatus - 146276](#)

Price: \$49.00

[Add to Cart](#)



[Shaded Spruce Classic Stampin' Pad - 147088](#)

Price: \$7.50

[Add to Cart](#)



[Linen Thread - 104199](#)

Price: \$5.00

[Add to Cart](#)



[Versamark Pad - 102283](#)

Price: \$9.50

[Add to Cart](#)



[White Stampin' Emboss Powder - 109132](#)

Price: \$6.00

[Add to Cart](#)



[Heat Tool \(Us And Canada\) - 129053](#)

Price: \$30.00


[Add to Cart](#)



[Paper Trimmer - 152392](#)

Price: \$25.00


[Add to Cart](#)



[Paper Snips - 103579](#)

Price: \$10.00

[Add to Cart](#)



[Elegant Faceted Gems - 152464](#)

Price: \$7.50

[Add to Cart](#)

Hello Card with the Forever Fern Bundle

Mary Fish
mary@stampinpretty.com
<http://stampinpretty.com>



[Stampin' Seal -
152813](#)

Price: \$8.00

[Add to Cart](#)



[Stampin'
Dimensionals -
104430](#)

Price: \$4.00

[Add to Cart](#)



[Mini Glue Dots -
103683](#)

Price: \$5.25

[Add to Cart](#)