

Hello Card with Stampin' Up! Forever Gold Laser-Cut Specialty Paper

Mary Fish
mary@stampinpretty.com
<http://stampinpretty.com>


stampin' pretty
a step-by-step tutorial



1. Begin with a 5 1/2 x 4 1/4 card base of Cajun Craze card stock.
2. Use a Stampin' Up! Paper Trimmer to cut a piece of Very Vanilla card stock to 5 1/4 x 4.
3. Adhere to the card base with Stampin' Dimensionals.
4. Zip a 5 1/4 x 3 1/4 piece of Cajun Craze card stock through a die-cutting and embossing machine tucked inside the Tasteful Textile 3D Embossing Folder. **LOVE THIS!**
5. Wrap with Vanilla 1/2" Ribbon (Forever Greenery Trim Combo Pack) adhering to the backside with Stampin' Seal.
6. Adhere to a 5 1/4 x 3 1/2 piece of Flowers for Every Season 6x6 Designer Series Paper and to the card with Stampin' Dimensionals as shown.
7. Adhere the gold foil accents from the Forever Gold Laser-Cut Specialty Paper to the card with Stampin' Dimensionals.
8. Use Paper Snips to cut the rose from the Flowers for Every Season 6x6 Designer Series Paper.
9. Adhere to the card with Stampin' Dimensionals.

Hello Card with Stampin' Up! Forever Gold Laser-Cut Specialty Paper

Mary Fish
mary@stampinpretty.com
<http://stampinpretty.com>



10. Stamp the "HELLO" sentiment (Forever Fern Stamp Set) in Versamark Ink onto a 1 1/2 x 1/2 piece of Cajun Craze card stock.
11. Cover with Gold Stampin' Emboss Powder. Tap to remove the excess and set with a Heat Tool.
12. Adhere to the card with Stampin' Dimensionals.
13. Tie a bow of Vanilla 1/2" Ribbon (Forever Greenery Trim Combo Pack) and adhere as shown with a Mini Glue Dot.
14. **POP OF PERSONALITY!** Adhere three Pumpkin Pie Holiday Rhinestone Basic Jewels to the card as shown.

Mary

[Click for blog post](#)

[Click to shop!](#)

Hello Card with Stampin' Up! Forever Gold Laser-Cut Specialty Paper


Mary Fish
mary@stampinpretty.com
<http://stampinpretty.com>



[Forever Fern Cling Stamp Set \(English\) - 152559](#)

Price: \$24.00


Add to Cart



[Cajun Craze 8-1/2" X 11" Cardstock - 119684](#)

Price: \$8.75

Add to Cart



[Very Vanilla 8-1/2" X 11" Cardstock - 101650](#)

Price: \$9.75


Add to Cart



[Flowers For Every Season 6" X 6" \(15.2 X 15.2 Cm\) Designer Series Paper - 152486](#)

Price: \$11.50

Add to Cart



[Tasteful Textile 3D Embossing Folder - 152718](#)

Price: \$9.00

Add to Cart



[Forever Greenery Trim Combo Pack - 152475](#)

Price: \$9.00

Add to Cart



[Forever Gold Laser-Cut Specialty Paper - 152493](#)

Price: \$15.00

Add to Cart



[VersaMark Pad - 102283](#)

Price: \$9.50

Add to Cart



[Clear Block B - 117147](#)

Price: \$6.00

Add to Cart



[Gold Stampin' Emboss Powder - 109129](#)

Price: \$6.00

Add to Cart



[Heat Tool \(Us And Canada\) - 129053](#)

Price: \$30.00


Add to Cart



[Holiday Rhinestone Basic Jewels - 150457](#)

Price: \$6.00

Add to Cart



[Paper Snips - 103579](#)

Price: \$10.00

Add to Cart



[Stampin' Seal - 152813](#)

Price: \$8.00

Add to Cart



[Stampin' Dimensionals - 104430](#)

Price: \$4.00

Add to Cart

Hello Card with Stampin' Up! Forever Gold Laser-Cut Specialty Paper

Mary Fish

mary@stampinpretty.com

<http://stampinpretty.com>



[Mini Glue Dots -
103683](#)

Price: \$5.25

Add to Cart