

# Tags in Bloom Wishing You the Best Card

Mary Fish

[mary@stampinpretty.com](mailto:mary@stampinpretty.com)

<http://stampinpretty.com>

  
stampin' pretty  
a step-by-step tutorial



1. Begin with a 4 1/4 x 5 1/2 card base of Crumb Cake card stock.
2. Adhere a 4 x 5 1/4 piece of Tropical Oasis Series Paper to the card base with Snail Adhesive.
3. Use a Stampin' Up! Paper Trimmer to cut a piece of Crumb Cake card stock to 3 1/2 x 4 3/4.
4. Zip through a die-cutting and embossing machine tucked inside the Coastal Weave 3D Embossing Folder. You can see 5 embossing folder tips I shared previously [here](#).
5. Adhere to a 3 5/8 x 4 7/8 piece of Early Espresso card stock.
6. Adhere to the card with Stampin' Dimensionals.

# Tags in Bloom Wishing You the Best Card

Mary Fish

[mary@stampinpretty.com](mailto:mary@stampinpretty.com)

<http://stampinpretty.com>



7. Use a [Stamparatus](#) to position and stamp the following sentiments and images from the Tags in Bloom stamp set onto a Crumb Cake card stock:
8. Large floral frame, stitched frame, small flower, and sentiment in Early Espresso Classic Ink.
9. Flower petals in Cajun Craze Classic Ink.
10. Flower centers in Crushed Curry Classic Ink.
11. Crop the stitched frame with the coordinating Label Me Lovely Punch.
12. Trim the large frame and small flower with Paper Snips.
13. Adhere together and to the card with Stampin' Dimensionals.
14. Tie a bow of Natural and Mossy Meadow Linen Thread.
15. Adhere as shown with a rolled Mini Glue Dot.

## Mary

[Click for blog post](#)

[Click to shop!](#)

# Tags in Bloom Wishing You the Best Card

Mary Fish

[mary@stampinpretty.com](mailto:mary@stampinpretty.com)

<http://stampinpretty.com>




[Tags In Bloom](#)  
[Photopolymer Stamp](#)  
[Set \(English\)](#)

152292

Price: \$0.00

[Add to Cart](#)



[Crumb Cake 8-1/2" X](#)  
[11" Cardstock](#)

120953

Price: \$8.75

[Add to Cart](#)



[Tropical Oasis](#)  
[Designer Series](#)  
[Paper](#)

151252

Price: \$11.50

[Add to Cart](#)



[Early Espresso 8-1/2"](#)  
[X 11" Cardstock](#)

119686

Price: \$8.75

[Add to Cart](#)



[Coastal Weave 3D](#)  
[Embossing Folder](#)

151503

Price: \$9.00

[Add to Cart](#)



[3D Embossing Folder](#)  
[Plate](#)

149658

Price: \$10.00

[Add to Cart](#)



[Stamaparatus](#)

146276

Price: \$49.00

[Add to Cart](#)



[Early Espresso](#)  
[Classic Stampin' Pad](#)

147114

Price: \$7.50

[Add to Cart](#)

# Tags in Bloom Wishing You the Best Card

Mary Fish

[mary@stampinpretty.com](mailto:mary@stampinpretty.com)

<http://stampinpretty.com>



[Cajun Craze Classic](#)

[Stampin' Pad](#)

147085

Price: \$7.50

[Add to Cart](#)



[Pear Pizzazz Classic](#)

[Stampin' Pad](#)

147104

Price: \$7.50

[Add to Cart](#)



[Crushed Curry](#)  
[Classic Stampin' Pad](#)

147087

Price: \$7.50

[Add to Cart](#)




[Paper Trimmer](#)

152392

Price: \$25.00

[Add to Cart](#)



[Label Me Fancy](#)

[Punch](#)

151297

Price: \$18.00

[Add to Cart](#)



[Linen Thread](#)

104199

Price: \$5.00

[Add to Cart](#)




[Magnolia Lane](#)  
[Ribbon Combo Pack](#)

149485

Price: \$9.00

[Add to Cart](#)



[Paper Snips](#)

103579

Price: \$10.00

[Add to Cart](#)

# Tags in Bloom Wishing You the Best Card

Mary Fish

[mary@stampinpretty.com](mailto:mary@stampinpretty.com)

<http://stampinpretty.com>



## Stampin' Spritzer

126185

Price: \$3.00

[Add to Cart](#)



## Snail Adhesive

104332

Price: \$7.00

[Add to Cart](#)



## Stampin' Dimensionals

104430

Price: \$4.00

[Add to Cart](#)



## Mini Glue Dots

103683

Price: \$5.25

[Add to Cart](#)

[Add All to Cart](#)