

Sale-A-Bration 2nd Release: So Very Vellum Friend Card

Mary Fish
mary@stampinpretty.com

<http://stampinpretty.com>


stampin' pretty
a step-by-step tutorial



1. Begin with a 5 1/2 x 4 1/4 card base of Whisper White Thick card stock.
2. Adhere a 5 x 3 3/4 piece of Soft Sea Foam So Very Vellum Specialty Designer Series Paper to the card base with Mini Glue Dots.
3. Crop a piece of Whisper White card stock with the largest circle Stitched Shapes Dies and a die-cutting and embossing machine.
4. Adhere as shown with Stampin' Dimensionals.
5. Use a [Stamparatus](#) to stamp the sentiment in Gorgeous Grape Classic Ink onto a 2 1/2 x 5/8 piece of Whisper White card stock.
6. Snip the end at an angle with Paper Snips.
7. Adhere with Snail Adhesive.

Sale-A-Bration 2nd Release: So Very Vellum Friend Card

Mary Fish

mary@stampinpretty.com

<http://stampinpretty.com>



8. Use a [Stamparatus](#) to stamp the umbrella and rain boots in Gorgeous Grape Ink onto Purple Posy So Very Vellum Specialty Designer Series Paper.
9. Cover with Clear Stampin' Emboss Powder, flick to remove the excess, and set with a Heat Tool.
10. Crop the umbrella & umbrella handle with the coordinating Umbrella Builder Punch.
11. Adhere as shown with Mini Glue Dots.
12. Cut out the rain boots with Paper Snips.
13. Adhere as shown with Mini Glue Dots.
14. **POP OF PERSONALITY!** Add a Gorgeous Grape Glitter Enamel Dot at the top of the umbrella.
15. Use Multipurpose Liquid Glue to adhere a 2 1/4 x 5 3/4 piece of Purple Posy So Very Vellum Specialty Designer Series Paper to the outside flap of a Medium Whisper White Envelope. Trim to size with Paper Snips. You can see my video demonstration with tips on adding designer paper to an envelope flap [here](#).

Mary

[Click for blog post](#)

[Click to shop!](#)

Sale-A-Bration 2nd Release: So Very Vellum Friend Card

Mary Fish

mary@stampinpretty.com

<http://stampinpretty.com>



[Under My Umbrella
Bundle \(English\)](#)

153786

Price: \$30.50

[Add to Cart](#)



[Under My Umbrella
Photopolymer Stamp
Set \(English\)](#)

151518

Price: \$16.00

[Add to Cart](#)




[Umbrella Builder
Punch](#)

151293

Price: \$18.00

[Add to Cart](#)



[So Very Vellum
Specialty Designer
Series Paper](#)

152313

Price: \$0.00

[Add to Cart](#)



[Whisper White 8-1/2"
X 11" Thick Cardstock](#)

140272

Price: \$8.25

[Add to Cart](#)




[Whisper White 8-1/2"
X 11" Cardstock](#)

100730

Price: \$9.75

[Add to Cart](#)



[Stitched Shapes Dies](#)

152323

Price: \$30.00

[Add to Cart](#)



[Paper Snips](#)

103579

Price: \$10.00

[Add to Cart](#)

Sale-A-Bration 2nd Release: So Very Vellum Friend Card

Mary Fish

mary@stampinpretty.com

<http://stampinpretty.com>



[Paper Trimmer](#)

152392

Price: \$25.00

[Add to Cart](#)



[Stamparatus](#)

146276

Price: \$49.00

[Add to Cart](#)



[Gorgeous Grape
Classic Stampin' Pad](#)

147099

Price: \$7.50

[Add to Cart](#)



[Clear Stampin'
Emboss Powder](#)

109130

Price: \$6.00

[Add to Cart](#)




[Heat Tool \(Us And
Canada\)](#)

129053

Price: \$30.00

[Add to Cart](#)



[Glitter Enamel Dots](#)

146934

Price: \$7.00

[Add to Cart](#)



[Mini Glue Dots](#)

103683

Price: \$5.25

[Add to Cart](#)



[Snail Adhesive](#)

104332

Price: \$7.00

[Add to Cart](#)

Sale-A-Bration 2nd Release: So Very Vellum Friend Card

Mary Fish

mary@stampinpretty.com

<http://stampinpretty.com>



[Stampin'
Dimensionals](#)

104430

Price: \$4.00

[Add to Cart](#)

[Add All to Cart](#)