

Happy Birthday Card #sps002

Mary Fish
mary@stampinpretty.com
<http://stampinpretty.com>


stampin' pretty
a step-by-step tutorial



1. To create the card, start with a 4 1/4 x 5 1/2 card base of Pretty Peacock card stock.
2. Layer and adhere a 3 1/2 x 5 piece of Whisper White Thick card stock to a 4 x 5 1/4 piece of Soft Sea Foam card stock with Snail Adhesive.
3. Use the [Stamparatus](#) to position and stamp the sentiments in Pretty Peacock Ink onto the Whisper White card stock as shown.
4. Zip through a die-cutting and embossing machine tucked inside the Subtle 3D Embossing Folder. ([You can download my PDF sharing 5 Tips for Embossing Folders here!](#))
5. Adhere a 3 1/8 x 1 1/4 strip of Highland Heather card stock as shown with Snail Adhesive.
6. Double wrap a piece of Whisper White Solid Baker's Twine around all pieces, securing with a bow on the left-hand side.
7. Adhere to the card base with Stampin' Dimensionals.

Happy Birthday Card #sps002

Mary Fish

mary@stampinpretty.com

<http://stampinpretty.com>



8. Use a die-cutting machine to crop a piece of Whisper White card stock with the largest Stitched Shapes Circle Die.
9. Adhere with Stampin' Dimensionals.
10. Crop the cake stand and the sprigs in Pretty Peacock card stock using the Birthday Dies.
11. Use the [Stamparatus](#) to stamp the cake (Happy Birthday To You Stamp Set) in Tuxedo Black Memento Ink onto Whisper White Thick card stock two times.
12. Crop with the coordinating Birthday Dies and a die-cutting and embossing machine.
13. Color with the following Light & Dark Stampin' Blends: Pretty Peacock, Highland Heather, and Soft Sea Foam.
14. Assemble and adhere all pieces with Stampin' Dimensionals as shown.
15. **A POP OF PERSONALITY!** Add a trio of Pretty Peacock In Color 2019-2021 Faceted Dots as shown.

Mary

[Click for blog post](#)

[Click to shop!](#)

Happy Birthday Card #sps002

Mary Fish
mary@stampinpretty.com
<http://stampinpretty.com>



[Happy Birthday To You Cling Stamp Set \(English\)](#)

152308


Price: \$0.00



[Birthday Dies](#)

153590

Price: \$27.00



[Pretty Peacock 8-1/2" X 11" Cardstock](#)

150880

Price: \$8.75



[Soft Sea Foam 8-1/2" X 11" Cardstock](#)

146988

Price: \$8.75



[Whisper White 8-1/2" X 11" Thick Cardstock](#)

140272

Price: \$8.25



[Highland Heather 8-1/2" X 11" Cardstock](#)

146986

Price: \$8.75



[Whisper White 8-1/2" X 11" Cardstock](#)

100730

Price: \$9.75



[Stamparatus](#)

146276

Price: \$49.00

Happy Birthday Card #sps002

Mary Fish

mary@stampinpretty.com

<http://stampinpretty.com>



[Pretty Peacock
Classic Stampin' Pad](#)

150083

Price: \$7.50



[Tuxedo Black
Memento Ink Pad](#)

132708

Price: \$6.00



[Pretty Peacock
Stampin' Blends
Combo Pack](#)

149560

Price: \$9.00



[Highland Heather
Stampin' Blends
Markers Combo Pack](#)

147276


Price: \$9.00



[Soft Sea Foam
Stampin' Blends
Markers Combo Pack](#)

148059


Price: \$9.00



[Whisper White Solid
Baker's Twine](#)

124262

Price: \$3.50



[2019-2021 In Color
Faceted Dots](#)

149607

Price: \$6.50



[Paper Trimmer](#)

152392

Price: \$25.00

Happy Birthday Card #sps002

Mary Fish

mary@stampinpretty.com

<http://stampinpretty.com>



[Subtle 3D Embossing](#)
[Folder](#)

151775

Price: \$10.00



[3D Embossing Folder](#)
[Plate](#)

149658

Price: \$10.00



[Snail Adhesive](#)

104332

Price: \$7.00



[Mini Glue Dots](#)

103683

Price: \$5.25



[Stampin'](#)
[Dimensionals](#)

104430

Price: \$4.00

[Add All to Cart](#)