

# Holly Jolly Christmas Stockings Card

Mary Fish

[mary@stampinpretty.com](mailto:mary@stampinpretty.com)

<http://stampinpretty.com>

  
stampin' pretty  
a step-by-step tutorial



1. Create a 4 1/4 x 5 1/2 card base with the [Paper Trimmer](#) and Stampin' Up! Thick Whisper White card stock.
2. Create three flagged elements. 1 7/8 wide x 5 1/4 (Call Me Clover card stock), 1 1/2 x 4 1/2 (Cherry Cobbler card stock), 1 x 4 7/8 (Gold Foil Sheets). Crop the flagged end for each using the Stampin' Up! Banner Triple Punch. Layer and adhere to card base with Snail Adhesive as shown.
3. Using the [Stamparatus](#) stamp positioning tool (learn why you need one [here](#)), stamp the "Believe" sentiment (Holly Jolly Christmas stamp set) in Tuxedo Black Memento Ink onto a 3 3/4 x 3 1/2 piece of Thick Very Vanilla card stock.
4. Using the [Stamparatus](#), stamp the three stockings (Holly Jolly Christmas stamp set) in Tuxedo Black Memento Ink on Whisper White Thick card stock. Crop with the coordinating stocking die from Jolly Seasons Dies and a die-cutting and embossing machine.
5. Color the stockings with the following Stampin' Blends: Light & Dark Cherry Cobbler, Light &

# Holly Jolly Christmas Stockings Card

Mary Fish

[mary@stampinpretty.com](mailto:mary@stampinpretty.com)

<http://stampinpretty.com>

Dark Call Me Clover, Light & Dark Basic Black, Light Smoky Slate, Dark Mango Melody, and a Color Lifter.



6. Adhere a piece of Whisper White Solid Baker's Twine as shown to the 3 3/4 x 3 1/2 piece and anchor with Glue Dots. Adhere stockings as shown with Stampin' Dimensionals. Tie two bows with Whisper White Solid Baker's Twine and adhere on ends with Glue Dots.
7. Add a touch of bling with a Cherry Cobbler Holiday Rhinestone Basic Jewel before the sentiment. Adhere the 3 3/4 x 3 1/2 piece with Stampin' Dimensionals to card base.
8. Use Multipurpose Liquid Glue to adhere a 2 1/4 x 5 3/4 piece of Wrapped in Plaid 6x6 Specialty Designer Series Paper to the outside flap of a Medium Whisper White Envelope. Trim to size with Paper Snips. You can see my video demonstration with tips on adding designer paper to an envelope flap [here](#).

## Mary

Click for blog post 

Click to shop! 

# Holly Jolly Christmas Stockings Card

Mary Fish

[mary@stampinpretty.com](mailto:mary@stampinpretty.com)

<http://stampinpretty.com>



[Holly Jolly Christmas  
Bundle \(En\)](#)

153009

Price: \$49.50



[Holly Jolly Christmas  
Cling Stamp Set \(En\)](#)

150471


Price: \$22.00



[Whisper White 8-1/2"  
X 11" Thick Cardstock](#)

140272


Price: \$8.25



[Call Me Clover 8-1/2"  
X 11" Cardstock](#)

146969

Price: \$8.75



[Cherry Cobbler 8-1/2"  
X 11" Cardstock](#)

119685

Price: \$8.75



[Gold Foil Sheets](#)

132622

Price: \$5.00



[Paper Trimmer](#)

152392

Price: \$25.00



[Banner Triple Punch](#)

138292

Price: \$23.00

# Holly Jolly Christmas Stockings Card

Mary Fish

[mary@stampinpretty.com](mailto:mary@stampinpretty.com)

<http://stampinpretty.com>



Tuxedo Black  
Memento Ink Pad

132708

Price: \$6.00



Stamparatus

146276

Price: \$49.00



Cherry Cobbler  
Stampin' Blends  
Markers Combo Pack

144598

Price: \$9.00



Call Me Clover  
Stampin' Blends  
Markers Combo Pack

147282

Price: \$9.00



Mango Melody Dark  
Stampin' Blends

147944

Price: \$4.50



Smoky Slate Light  
Stampin' Blends  
Marker

145054


Price: \$4.50



Stampin' Blends Color  
Lifter

144608

Price: \$4.50



Whisper White Solid  
Baker's Twine

124262


Price: \$3.50

# Holly Jolly Christmas Stockings Card

Mary Fish

[mary@stampinpretty.com](mailto:mary@stampinpretty.com)

<http://stampinpretty.com>



[Holiday Rhinestone  
Basic Jewels](#)

150457

Price: \$6.00



[Mini Glue Dots](#)

103683

Price: \$5.25



[Stampin'  
Dimensionals](#)

104430


Price: \$4.00



[Whisper White  
Medium Envelopes](#)

107301

Price: \$7.50



[Wrapped In Plaid 6" X  
6" \(15.2 X 15.2 Cm\)  
Specialty Designer  
Series Paper](#)

149596

Price: \$14.50



[Multipurpose Liquid  
Glue](#)

110755

Price: \$4.00



[Snail Adhesive](#)

104332

Price: \$7.00



[Paper Snips](#)

103579

Price: \$10.00

[Add All to Cart](#)