

The Pals Blog Hop: Christmas Gleaming Holiday Card

Mary Fish

mary@stampinpretty.com

<http://stampinpretty.com>


stampin' pretty
a step-by-step tutorial



1. Begin with a 4 1/8 x 5 1/2 card base of Basic Black Thick card stock.
2. Zip a piece of Crumb Cake card stock through a die-cutting and embossing machine tucked inside the Subtle 3D Embossing Folder.
3. Zip through again to crop it with the 3 3/4 x 5 1/8 Stitched Rectangle Die. Adhere with Stampin' Dimensionals.
4. Crop a piece of Cherry Cobbler card stock with the 2 5/8 x 3 7/8 Stitched Rectangle Die.
5. Wrap with a piece of Crumb Cake 5/8 Come to Gather Ribbon, securing with Snail Adhesive.
6. Adhere to the card base with Stampin' Dimensionals.
7. Crop a piece of Basic Black card stock with the largest Stitched Circle Die. Adhere as shown with Stampin' Dimensionals.

The Pals Blog Hop: Christmas Gleaming Holiday Card

Mary Fish

mary@stampinpretty.com

<http://stampinpretty.com>



8. Use the [Stamparatus](#) to stamp the images (Christmas Gleaming) and sentiment (Itty Bitty Christmas) in Versamark Ink onto card stock (Mossy Meadow, Cherry Cobbler, and Crumb Cake) that has been rubbed with an Embossing Buddy. Cover with Black Stampin' Emboss Powder, flick to remove the excess and set with a Heat Tool.
9. Snip the holly and berries with Paper Snips.
10. Crop the ornaments with the coordinating Gleaming Ornaments Punch.
11. Snip the sentiment to 1/2 x 1 1/2, flagging the end with the Tailored Tag Punch.
12. Adhere all with Stampin' Dimensionals.
13. Tie a piece of Linen Thread into a bow. Adhere with a Mini Glue Dot that has been rolled to a smaller size.

Mary

 [stampinpretty.com](#)
Click for blog post

Click to shop! 

The Pals Blog Hop: Christmas Gleaming Holiday Card

Mary Fish

mary@stampinpretty.com

<http://stampinpretty.com>



[Christmas Gleaming
Bundle \(En\)](#)

153006

Price: \$49.50



[Christmas Gleaming
Cling Stamp Set \(En\)](#)

150464

Price: \$21.00



[Itty Bitty Christmas
Cling Stamp Set \(En\)](#)

150513


Price: \$22.00



[Gleaming Ornaments
Punch Pack](#)

150647


Price: \$34.00



[Basic Black 8-1/2" X
11" Cardstock](#)

121045

Price: \$8.75



[Crumb Cake 8-1/2" X
11" Cardstock](#)

120953


Price: \$8.75



[Cherry Cobbler 8-1/2"
X 11" Cardstock](#)

119685

Price: \$8.75



[Mossy Meadow 8-1/2"
X 11" Cardstock](#)

133676

Price: \$8.75

The Pals Blog Hop: Christmas Gleaming Holiday Card

Mary Fish
mary@stampinpretty.com

<http://stampinpretty.com>



[Stamparatus](#)

146276

Price: \$49.00



[VersaMark Pad](#)

102283

Price: \$9.50



[Embossing Buddy](#)

103083

Price: \$6.00



[Black Stampin'
Emboss Powder](#)

146956

Price: \$6.00



[Come To Gather
Ribbon Combo Pack](#)

150456

Price: \$9.00



[Linen Thread](#)

104199

Price: \$5.00



[Tailored Tag Punch](#)

145667

Price: \$18.00



[Paper Snips](#)

103579

Price: \$10.00

The Pals Blog Hop: Christmas Gleaming Holiday Card

Mary Fish

mary@stampinpretty.com

<http://stampinpretty.com>



Stampin'
Dimensionals

104430

Price: \$4.00



Snail Adhesive

104332

Price: \$7.00



Mini Glue Dots

103683

Price: \$5.25