

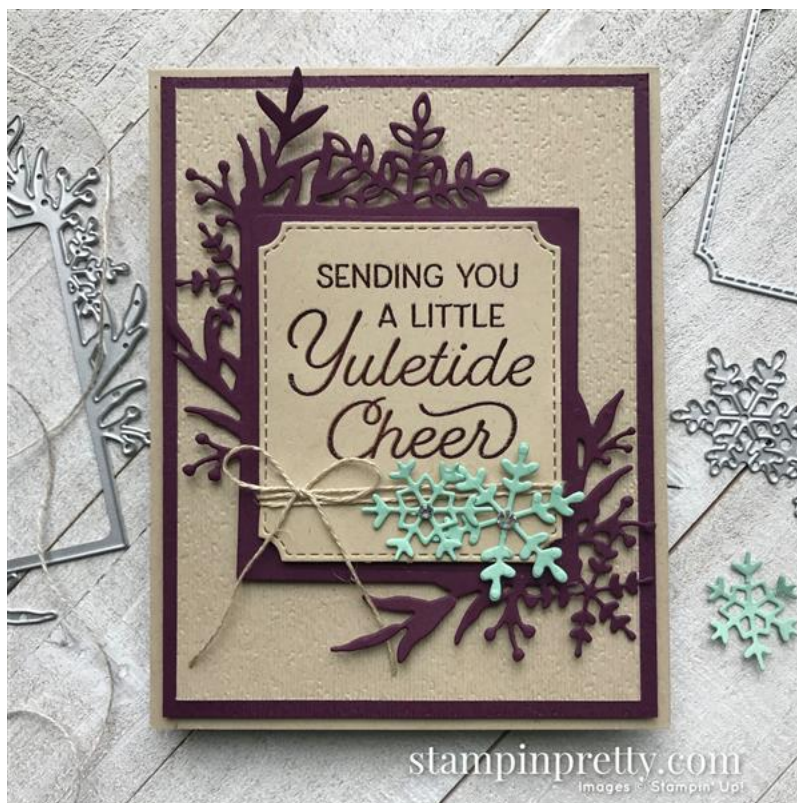
A Little Yuletide Cheer with Frosted Foliage

Mary Fish

mary@stampinpretty.com

<http://stampinpretty.com>


stampin' pretty
a step-by-step tutorial



1. Begin with a 4 1/4 x 5 1/2 card base of Crumb Cake card stock.
2. Layer and adhere a 3 3/4 x 5 piece of Crumb Cake card stock to a 4 x 5 1/4 piece of Blackberry Bliss card stock with Snail Adhesive.
3. Zip through a die-cutting and embossing machine tucked inside a Subtle 3D Embossing Folder. You can watch my video on creating the linen look with the Subtle Embossing Folder [here](#).
4. Adhere to the card base with Stampin' Dimensionals.
5. Crop the following with the Frosted Frames dies and a die-cutting and embossing machine: Blackberry Bliss card stock, large foliage frame die, Crumb Cake card stock, stitched frame die, and Mint Macaron card stock, snowflakes die.

A Little Yuletide Cheer with Frosted Foliage

Mary Fish

mary@stampinpretty.com

<http://stampinpretty.com>



6. Use the [Stamparatus](#) to stamp the sentiment (Frosted Foliage) in Blackberry Bliss Classic Ink onto the stitched Crumb Cake card stock that has been rubbed with an Embossing Buddy.
7. Use the [Stamparatus](#) to stamp the sentiment again in Versamark Ink. Cover with Clear Stampin' Emboss Powder. Flick to remove the excess and set with a Heat Tool.
8. Double wrap the crumb cake stitched frame with Linen Thread and secure with a bow. Adhere to the Blackberry Bliss and to the card with Stampin' Dimensionals.
9. Adhere the two Mint Macaron snowflakes as shown with rolled Mini Glue Dots.
10. **POP OF PERSONALITY!** Add two Rhinestone Basic Jewels to the center of the snowflakes as shown.

Mary

[Click for blog post](#)


[Click to shop!](#)

A Little Yuletide Cheer with Frosted Foliage

Mary Fish

mary@stampinpretty.com

<http://stampinpretty.com>



[Frosted Foliage
Bundle \(En\)](#)

153029

Price: \$44.00

[Frosted Foliage Cling
Stamp Set \(En\)](#)

150520

Price: \$20.00

[Crumb Cake 8-1/2" X
11" Cardstock](#)

120953

Price: \$8.75

[Blackberry Bliss 8-
1/2" X 11" Cardstock](#)

133675

Price: \$8.75



[Mint Macaron 8-1/2" X
11" Cardstock](#)

138337

Price: \$8.75

[Frosted Frames Dies](#)

150658

Price: \$29.00

[Subtle 3D Embossing
Folder](#)

151775

Price: \$10.00

[3D Embossing Folder
Plate](#)

149658

Price: \$10.00

A Little Yuletide Cheer with Frosted Foliage

Mary Fish

mary@stampinpretty.com

<http://stampinpretty.com>



[Linen Thread](#)

104199

Price: \$5.00



[Stamparatus](#)

146276

Price: \$49.00



[Blackberry Bliss
Classic Stampin' Pad](#)

147092

Price: \$7.50



[VersaMark Pad](#)

102283

Price: \$9.50



[Embossing Buddy](#)

103083

Price: \$6.00



[Clear Stampin'
Emboss Powder](#)

109130


Price: \$6.00



[Heat Tool \(Us And
Canada\)](#)

129053

Price: \$30.00



[Rhinestone Basic
Jewels](#)

144220

Price: \$5.00

A Little Yuletide Cheer with Frosted Foliage

Mary Fish

mary@stampinpretty.com

<http://stampinpretty.com>



Snail Adhesive

104332

Price: \$7.00



Stampin'
Dimensionals

104430

Price: \$4.00



Mini Glue Dots

103683

Price: \$5.25



Paper Trimmer

152392

Price: \$25.00