

A CASE with a Merry Moose Christ'moose' Card!

Mary Fish

mary@stampinpretty.com

<http://stampinpretty.com>


stampin' pretty
a step-by-step tutorial



1. Begin with a 4 1/4 x 5 1/2 card base of Whisper White Thick card stock.
2. Layer and adhere a 3 1/2 x 5 piece of Wrapped in Plaid 6 x 6 Designer Series Paper to a 4 x 5 1/4 piece of Real Red card stock with Snail Adhesive.
3. Adhere a 3 1/8 x 1 1/4 strip of Gold Foil card stock as shown with Snail Adhesive.
4. Double wrap a piece of Whisper White Solid Baker's Twine around all pieces, securing with a bow on the left-hand side. Adhere to the card base with Snail Adhesive.
5. Use a die-cutting machine to crop a piece of Real Red card stock with the 2nd largest Stitched Shape Circle Die. Adhere as shown with Stampin' Dimensionals.
6. Use the [Stamparatus](#) to stamp the plaid pine tree in Shaded Spruce ink onto Whisper White card stock. Crop with the coordinating Pine Tree Punch. Adhere to the card with Stampin' Dimensionals.

A CASE with a Merry Moose Christ'moose' Card!

Mary Fish

mary@stampinpretty.com

<http://stampinpretty.com>



7. Use the [Stamaparatus](#) to position and stamp the moose background in Golden Glitz Delicata Ink onto Whisper White card stock and the moose outline in Tuxedo Black Memento Ink.
8. Crop with the coordinating Moose Punch. Adhere to the card with Stampin' Dimensionals.
9. Stamp the hat (Merry Moose) in Tuxedo Black Memento Ink onto Whisper White card stock. Color with a Stampin' Write Real Red Marker. Snip with Paper Snips and adhere with a Mini Glue Dot.
10. Use Multipurpose Liquid Glue to adhere a 2 1/4 x 5 3/4 piece of Wrapped In Plaid 6 x 6 Specialty Designer Series Paper to the outside flap of a Medium Whisper White Envelope. Trim to size with Paper Snips. You can see my video demonstration with tips on adding designer paper to an envelope flap [here](#).
11. POP OF PERSONALITY: Add three Gold Metallic Pearls as shown.

Mary

[Click for blog post](#)

[Click to shop!](#)

A CASE with a Merry Moose Christ'moose' Card!

Mary Fish

mary@stampinpretty.com

<http://stampinpretty.com>



[Merry Moose Bundle](#)

153015

Price: \$31.50



[Perfectly Plaid Bundle](#)

(En)

151143

Price: \$31.50



[Merry Moose Photopolymer Stamp Set](#)

Set

150494

Price: \$17.00



[Perfectly Plaid Photopolymer Stamp Set \(En\)](#)

Set (En)

149418


Price: \$17.00



[Whisper White 8-1/2" X 11" Thick Cardstock](#)

140272


Price: \$8.25



[Real Red 8-1/2" X 11" Cardstock](#)

102482

Price: \$8.75



[Wrapped In Plaid 6" X 6" \(15.2 X 15.2 Cm\) Specialty Designer Series Paper](#)

149596

Price: \$14.50



[Gold Foil Sheets](#)

132622


Price: \$5.00

A CASE with a Merry Moose Christ'moose' Card!

Mary Fish

mary@stampinpretty.com

<http://stampinpretty.com>



Whisper White 8-1/2"
X 11" Cardstock

100730

Price: \$9.75



Stamparatus

146276

Price: \$49.00



Golden Glitz Delicata
Metallic Ink Pad

150711

Price: \$11.00



Tuxedo Black
Memento Ink Pad

132708

Price: \$6.00



Shaded Spruce
Classic Stampin' Pad

147088

Price: \$7.50



Moose Punch

150652


Price: \$18.00



Pine Tree Punch

149521

Price: \$18.00



Stitched Shapes Dies

145372

Price: \$30.00

A CASE with a Merry Moose Christ'moose' Card!

Mary Fish

mary@stampinpretty.com

<http://stampinpretty.com>



Whisper White Solid

Baker's Twine

124262

Price: \$3.50



Metallic Pearls

146282

Price: \$7.00



Whisper White
Medium Envelopes

107301

Price: \$7.50



Paper Snips

103579

Price: \$10.00



Snail Adhesive

104332

Price: \$7.00



Multipurpose Liquid
Glue

110755

Price: \$4.00