

A Fall Color Combination with Nature's Beauty!

Mary Fish

mary@stampinpretty.com

<http://stampinpretty.com>


stampin' pretty
a step-by-step tutorial



1. Begin with a 4 1/4 x 5 1/2 card base of Soft Suede card stock.
2. Zip a 4 x 5 1/4 through a die-cutting and embossing machine tucked inside a Subtle 3D Embossing Folder. Flip 90 degrees and zip through a second time, creating a "linen" look. You can watch my video on creating the linen look with the Subtle Embossing Folder [here](#).
3. Cut a piece of Soft Suede card stock to 1 1/2 x 5 1/4. Crop 1/4 inch off of one end with the Everyday Label Punch (as shown in the photo below). Adhere to the card as shown with Stampin' Dimensionals.
4. Cut a piece of Crumb Cake card stock to 2 x 8. Use the [Stamparatus](#) to stamp the deer (Nature's Beauty) in Soft Suede Classic Ink onto the top portion. Crop with the 1 3/4 x 3 1/8 Stitched Rectangle Die.

A Fall Color Combination with Nature's Beauty!

Mary Fish

mary@stampinpretty.com

<http://stampinpretty.com>



5. Crop the end of the 'unstamped' piece of Crumb Cake with the scalloped edge die from the Stitched Be Mine Dies. Cut to 3 1/2 in length. Adhere to the deer with Stampin' Dimensionals. Adhere to the card as shown with Snail Adhesive.
6. Use the [Stamparatus](#) to stamp the sentiment (Itty Bitty Christmas) in Soft Suede Classic Ink onto a 1/2 x 2 1/2 piece of Crumb Cake card stock with an end that has been flagged with the Tailored Tag Punch. Adhere with a Mini Glue Dot (left) and doubled up Stampin' Dimensionals (right).
7. Use a Leaf Punch to crop a piece of Old Olive card stock that has been embossed with the Subtle 3D Embossing Folder. Adhere as shown with a Mini Glue Dot.
8. Tie a piece of Linen Thread into a bow. Adhere to the card with a rolled Mini Glue Dot.
9. **POP OF PERSONALITY!** Color three multi-sized Pearl Basic Jewels with a Dark Pumpkin Pie Stampin' Blend and adhere as shown.

Mary

[Click for blog post](#)

[Click to shop!](#)

A Fall Color Combination with Nature's Beauty!

Mary Fish

mary@stampinpretty.com

<http://stampinpretty.com>



[Nature's Beauty Cling Stamp Set](#)

150528


Price: \$21.00



[Itty Bitty Christmas Cling Stamp Set \(En\)](#)

150513


Price: \$22.00



[Soft Suede 8-1/2" X 11" Cardstock](#)

115318

Price: \$8.75



[Crumb Cake 8-1/2" X 11" Cardstock](#)

120953

Price: \$8.75



[Old Olive 8-1/2" X 11" Cardstock](#)

100702

Price: \$8.75



[Soft Suede Classic Stampin' Pad](#)

147115

Price: \$7.50



[Subtle 3D Embossing Folder](#)

151775

Price: \$10.00



[Everyday Label Punch](#)

144668

Price: \$18.00

A Fall Color Combination with Nature's Beauty!

Mary Fish

mary@stampinpretty.com


<http://stampinpretty.com>



[Stitched Be Mine Dies](#)

148527

Price: \$35.00



[Stitched Rectangle
Dies](#)

148551

Price: \$35.00



[Stamparatus](#)

146276

Price: \$49.00



[Leaf Punch](#)

144667

Price: \$16.00



[Tailored Tag Punch](#)

145667

Price: \$18.00



[Linen Thread](#)

104199

Price: \$5.00



[Pearl Basic Jewels](#)

144219

Price: \$5.00



[Pumpkin Pie Dark
Stampin' Blends](#)

[Marker](#)

144577

Price: \$4.50

A Fall Color Combination with Nature's Beauty!

Mary Fish

mary@stampinpretty.com

<http://stampinpretty.com>



Snail Adhesive

104332

Price: \$7.00



Stampin' Dimensionals

104430

Price: \$4.00



Mini Glue Dots

103683

Price: \$5.25