

# You Are Incredible Noble Peacock Card

Mary Fish

[mary@stampinpretty.com](mailto:mary@stampinpretty.com)

<http://stampinpretty.com>

  
stampin' pretty  
*a step-by-step tutorial*



1. Start with a 4 1/4 x 5 1/2 card base of Whisper White Thick card stock.
2. Layer a 4 x 5 1/4 piece of Pretty Peacock Noble Peacock Specialty Designer Series Paper to a 4 1/8 x 5 3/8 piece of Pretty Peacock Noble Peacock Foil Sheet together and to the card base with Snail Adhesive.
3. Adhere a 3 1/2 x 4 3/4 piece of Old Olive Foil Sheet with Snail Adhesive.
4. Adhere a 2 3/4 x 4 1/4 piece of Vellum card stock to a 3 1/4 x 4 1/2 piece of Pretty Peacock Foil Sheet. Wrap with a piece of Old Olive / Pretty Peacock 3/8 Reversible Ribbon, securing with a bow on the left-hand side.

# You Are Incredible Noble Peacock Card

Mary Fish

[mary@stampinpretty.com](mailto:mary@stampinpretty.com)

<http://stampinpretty.com>



5. Use the [Stamparatus](#) to stamp the sentiment in Pretty Peacock Ink onto a piece of an Old Olive Foil Sheet that has been rubbed with an Embossing Buddy. Stamp again in Versamark Ink, then cover with Clear Embossing Powder. Flick to remove the excess and set with a Heat Tool. Trim to 1/2 x 2, flagging the end with the Tailored Tag Punch.
6. Use a die-cutting machine to crop the Detailed Peacock Die in Old Olive Foil. Only remove the die-cut pieces on the body of the peacock (if possible). Adhere with Stampin' Dimensionals. Tuck the sentiment under the peacock as shown, trimming the edge if needed and adhering with Stampin' Dimensionals.
7. **POP OF PERSONALITY!** Add 4 Royal Peacock Rhinestones as shown. **TIP:** Since the Royal Peacock Rhinestones are currently on backorder, you can use a Bermuda Bay Dark Stampin' Blend to color a Rhinestone Basic Jewel as a substitute until they are back in stock.

Mary



# You Are Incredible Noble Peacock Card

Mary Fish

[mary@stampinpretty.com](mailto:mary@stampinpretty.com)

<http://stampinpretty.com>



[Royal Peacock Bundle](#)

151100

Price: \$46.75



[Royal Peacock Photopolymer Stamp Set](#)

149464


Price: \$21.00



[Whisper White 8-1/2\"](#)

140272

Price: \$8.25



[Noble Peacock Specialty Designer Series Paper](#)

149493

Price: \$14.50



[Noble Peacock Foil Sheets](#)

149495

Price: \$10.00



[Vellum 8-1/2\"](#)

101856

Price: \$10.00



[Stamparatus](#)

146276

Price: \$49.00



[Pretty Peacock Classic Stampin' Pad](#)

150083

Price: \$7.50

# You Are Incredible Noble Peacock Card

Mary Fish

[mary@stampinpretty.com](mailto:mary@stampinpretty.com)

<http://stampinpretty.com>



[Versamark Pad](#)

102283

Price: \$9.50



[Embossing Buddy](#)

103083

Price: \$6.00



[Clear Stampin'  
Emboss Powder](#)

109130

Price: \$6.00



[Heat Tool \(Us And  
Canada\)](#)

129053


Price: \$30.00



[Detailed Peacock  
Dies](#)

149582


Price: \$31.00



[Old Olive/Pretty  
Peacock 3/8" \(1 Cm\)  
Reversible Ribbon](#)

149496

Price: \$7.50



[Noble Peacock  
Rhinestones](#)

149494

Price: \$5.50



[Snail Adhesive](#)

104332

Price: \$7.00

# You Are Incredible Noble Peacock Card

Mary Fish

[mary@stampinpretty.com](mailto:mary@stampinpretty.com)

<http://stampinpretty.com>



[Stampin'](#)  
[Dimensionals](#)

104430

Price: \$4.00