

The Pals Blog Hop: Mixing It Up with Mosaic Mood

Mary Fish

mary@stampinpretty.com

<http://stampinpretty.com>


stampin' pretty
a step-by-step tutorial



1. Begin with a 4 1/4 x 5 1/2 card base of Very Vanilla Thick card stock.
2. Zip a 3 3/4 x 5 piece of Very Vanilla Thick card stock through a die-cutting machine tucked inside the Mosaic 3D Embossing Folder. Adhere to a 3 7/8 x 5 1/8 piece of Soft Suede card stock with Snail Adhesive.
3. Adhere a 3/4 x 3 7/8 piece of Mosaic Mood Specialty Series Paper as shown with Snail Adhesive. Double wrap with a piece of Linen Thread, securing with a Grapefruit Grove 2018-2020 In Color Button and a bow.
4. Crop a piece of Soft Suede card stock using a die-cutting machine and the largest Stitched Shapes Square die. Adhere as shown with Stampin' Dimensionals.

The Pals Blog Hop: Mixing It Up with Mosaic Mood

Mary Fish

mary@stampinpretty.com

<http://stampinpretty.com>



5. Use Paper Snips to snip the butterfly and hummingbird from the Mosaic Mood Specialty Designer Series Paper. Adhere as shown with Stampin' Dimensionals.
6. Use a [Stamparatus](#) to stamp the "Happy Birthday" sentiment (Here's a Card Stamp Set) onto a piece of Very Vanilla card stock. Crop with the Timeless Label Punch. Adhere as shown with Snail Adhesive.
7. **POP OF PERSONALITY!** Add three Grapefruit Grove Happiness Surrounds Enamel Dots as shown.
8. Adhere a 2 1/4 x 5 3/4 piece of Mosaic Mood Specialty Designer Series Paper to the outside flap of a Medium Whisper White Envelope with Multipurpose Liquid Glue. Trim to size with Paper Snips.

Mary

The Pals Blog Hop: Mixing It Up with Mosaic Mood

Mary Fish

mary@stampinpretty.com

<http://stampinpretty.com>



The Pals Blog Hop: Mixing It Up with Mosaic Mood

Mary Fish

mary@stampinpretty.com

<http://stampinpretty.com>



[Here's A Card Cling Stamp Set](#)

149438


Price: \$22.00



[Very Vanilla 8-1/2" X 11" Thick Cardstock](#)

144237

Price: \$8.25



[Soft Suede 8-1/2" X 11" Cardstock](#)

115318

Price: \$8.75



[Mosaic Mood Specialty Designer Series Paper](#)

149478

Price: \$14.50



[Mosaic 3D Embossing Folder](#)

149575


Price: \$10.00



[3D Embossing Folder Plate](#)

149658


Price: \$10.00



[Stitched Shapes Dies](#)

145372

Price: \$30.00



[Timeless Label Punch](#)

149516


Price: \$18.00

The Pals Blog Hop: Mixing It Up with Mosaic Mood

Mary Fish

mary@stampinpretty.com

<http://stampinpretty.com>



[Very Vanilla 8-1/2" X 11" Cardstock](#)

101650

Price: \$9.75



[Linen Thread](#)

104199


Price: \$5.00



[2018-2020 In Color Buttons](#)

149608

Price: \$7.50



[Happiness Blooms Enamel Dots](#)

148805

Price: \$7.00



[Very Vanilla Medium Envelopes](#)

107300

Price: \$7.50



[Paper Snips](#)

103579

Price: \$10.00



[Snail Adhesive](#)

104332

Price: \$7.00



[Stampin' Dimensionals](#)

104430

Price: \$4.00