

A Passion for Purple Posy Hello Card

Mary Fish

mary@stampinpretty.com

<http://stampinpretty.com>



To create the card, start with a 4 1/4 x 5 1/2 card base of Whisper White Thick card stock.

Layer and adhere a 3 1/2 x 5 piece of Purple Posy In Color 6 x 6 Designer Series Paper to a 4 x 5 1/4 piece of Gorgeous Grape card stock with Snail Adhesive.

Adhere a 3 1/8 x 1 1/4 strip of Gorgeous Grape card stock as shown with Snail Adhesive. Double wrap a piece of Whisper White Solid Baker's Twine around all pieces, securing with a bow on the left-hand side. Adhere to the card base with Snail Adhesive.

Use a die-cutting machine to crop a piece of Purple Posy card stock with the 2nd largest Stitched Shape Circle Die. Adhere as shown with Stampin' Dimensionals.

A Passion for Purple Posy Hello Card

Mary Fish

mary@stampinpretty.com

<http://stampinpretty.com>



Use the [Stamparatus](#) to stamp the image (Darling Label Stamp Set) in Gorgeous Grape Classic Ink onto a piece of Whisper White card stock. Crop the Whisper White card stock with the coordinating Darling Label Punch. Adhere to the card with Stampin' Dimensionals.

A POP OF PERSONALITY! Add five multi-sized Gorgeous Grape Glitter Enamel Dots to the card as shown.

Use a die-cutting machine, envelope liner die (Beautiful Layers Dies) and a piece of the Purple Posy In Color 6 x 6 Designer Series Paper to create an envelope liner. Adhere to the inside of a Stampin' Up! Whisper White Medium Envelope with Snail Adhesive.

TIP: To avoid embossing and plate marks, I dedicate a relatively clean bottom cutting plate for envelope liners. Flip the pattern over and cut on the opposite side. You can use a bone folder to help soften lines, too.

Mary



A Passion for Purple Posy Hello Card

Mary Fish

mary@stampinpretty.com

<http://stampinpretty.com>



[Darling Label Punch
Box](#)

146855

Price: \$45.00



[Whisper White 8-1/2"
X 11" Thick Cardstock](#)

140272

Price: \$7.75



[Gorgeous Grape 8-
1/2" X 11" Cardstock](#)

146987

Price: \$8.50



[Purple Posy 8-1/2" X
11" Cardstock](#)

150881


Price: \$8.75



[2019-2021 In Color
6" X 6" \(15.2 X 15.2
Cm\) Designer Series
Paper](#)

149617

Price: \$11.50



[Whisper White 8-1/2"
X 11" Cardstock](#)

100730

Price: \$9.75



[Stamparatus](#)

146276

Price: \$49.00



[Gorgeous Grape
Classic Stampin' Pad](#)

147099

Price: \$7.50

A Passion for Purple Posy Hello Card

Mary Fish

mary@stampinpretty.com


<http://stampinpretty.com>



[Big Shot](#)

143263

Price: \$110.00



[Stitched Shapes](#)

[Framelits Dies](#)

145372

Price: \$30.00




[Beautiful Layers](#)

[Thinlits Dies](#)

147043

Price: \$29.00



[Glitter Enamel Dots](#)

146934

Price: \$7.00



[Whisper White Solid](#)
[Baker's Twine](#)

124262

Price: \$3.00



[Stampin' Trimmer](#)

126889

Price: \$30.00



[Whisper White](#)
[Medium Envelopes](#)

107301

Price: \$7.00



[Snail Adhesive](#)

104332

Price: \$7.00

A Passion for Purple Posy Hello Card

Mary Fish

mary@stampinpretty.com

<http://stampinpretty.com>



[Stampin'](#)
[Dimensionals](#)

104430

Price: \$4.00