

# Simple Saturday - Tea Time Love Card

Mary Fish

[mary@stampinpretty.com](mailto:mary@stampinpretty.com)

<http://stampinpretty.com>



1. Start with a 4 1/8 x 5 1/2 piece of Crumb Cake card stock for a card base. TIP: This card is 1/8" narrower than a standard card base (4 1/4 x 5 1/2). I prefer this dimension when using the largest of the Rectangle Stitched Framelits Dies.
2. Use the Big Shot, Magnetic Platform, and Rectangle Stitched Framelits Dies to crop the following pieces:
  - a. Whisper White card stock: 3 3/4 x 5 1/8 and 3 x 4 1/4
  - b. Mint Macaron card stock: 3 3/8 x 4 3/4
3. Layer and adhere the two larger pieces, together and to the card base, with Snail Adhesive.
4. Cut a piece of Grapefruit Grove Gingham Gala 6x6 Designer Series Paper to 3 7/8 x 1. Adhere with Snail Adhesive.
5. Cut a piece of Whisper White 5/8" Flax Ribbon to 3" and flag the end with Paper Snips. Adhere with Snail Adhesive. Wrap a piece of Linen Thread as shown, securing with a bow. Adhere this layer to the card base with Stampin' Dimensionals.

# Simple Saturday - Tea Time Love Card

Mary Fish

[mary@stampinpretty.com](mailto:mary@stampinpretty.com)

<http://stampinpretty.com>



6. Use the [Stamaparatus](#) to stamp the teacup and floral image in Tuxedo Black Memento Ink onto Whisper White card stock. Crop with the Big Shot, Magnetic Platform, and coordinating Tea Time Framelits Dies. Color the teacup with the brush end of a Light Mint Macaron Stampin' Blends Marker. Color the flower with Light Calypso Coral and Dark Call Me Clover Stampin' Blends Markers. Adhere as shown with Stampin' Dimensionals.
7. Add three Grapefruit Grove Gingham Gala Adhesive-Backed Sequins as shown.
8. Adhere a 2 1/4 x 5 3/4 piece of Gingham Gala Designer Series Paper to the outside flap of a Medium Whisper White Envelope. Trim to size with Paper Snips. You can see my video demonstration with tips on adding designer paper to an envelope flap [here](#).

Mary



# Simple Saturday - Tea Time Love Card

Mary Fish

[mary@stampinpretty.com](mailto:mary@stampinpretty.com)


<http://stampinpretty.com>



[Tea Together Cling Stamp Set](#)

148779

Price: \$22.00



[Crumb Cake 8-1/2\" X 11\" Cardstock](#)

120953

Price: \$8.50



[Whisper White 8-1/2\" X 11\" Cardstock](#)

100730


Price: \$9.75



[Mint Macaron 8-1/2\" X 11\" Cardstock](#)

138337

Price: \$8.50



[Gingham Gala 6\" X 6\" \(15.2 X 15.2 Cm\) Designer Series Paper](#)

148554

Price: \$11.00



[Big Shot](#)

143263

Price: \$110.00



[Magnetic Platform](#)

130658

Price: \$40.00



[Tea Time Framelits Dies](#)

149697


Price: \$0.00

# Simple Saturday - Tea Time Love Card

Mary Fish

[mary@stampinpretty.com](mailto:mary@stampinpretty.com)

<http://stampinpretty.com>



Rectangle Stitched  
Framelits Dies

148551

Price: \$35.00



Whisper White 5/8"  
(1.6 Cm) Flax Ribbon

148764

Price: \$7.00



Linen Thread

104199

Price: \$5.00



Stamparatus

146276

Price: \$49.00



Tuxedo Black  
Memento Ink Pad

132708

Price: \$6.00



Light Mint Macaron  
Stampin' Blends  
Marker

147020

Price: \$4.50



Calypso Coral Light  
Stampin' Blends  
Marker

144042

Price: \$4.50



Dark Call Me Clover  
Stampin' Blends  
Marker

147024

Price: \$4.50

# Simple Saturday - Tea Time Love Card

Mary Fish

[mary@stampinpretty.com](mailto:mary@stampinpretty.com)

<http://stampinpretty.com>



Gingham Gala  
Adhesive-Backed  
Sequins

148561

Price: \$7.50



Whisper White  
Medium Envelopes

107301

Price: \$7.00



Stampin' Trimmer

126889

Price: \$30.00



Paper Snips

103579

Price: \$10.00



Stampin'  
Dimensionals

104430

Price: \$4.00



Snail Adhesive

104332

Price: \$7.00