

# Well Said Friend Card Inspired by Home Decor

Mary Fish

[mary@stampinpretty.com](mailto:mary@stampinpretty.com)

<http://stampinpretty.com>



1. Start with a 4 1/4 x 5 1/2 card base of Gray Granite card stock.
2. Adhere a 4 x 5 1/4 piece of white Wood Textures Designer Series Paper with Snail Adhesive.
3. Adhere a 3 3/4 square of dark Wood Textures Designer Series Paper to the center of the card with Snail Adhesive.
4. With a Big Shot & Magnetic Platform, crop the center of a 3 1/4 square of Gray Granite with the largest Stitched Rectangle Framelit Die. Adhere with Stampin' Dimensionals.
5. Stamp the "BEST" in Crumb Cake ink onto white Wood Textures Designer Series Paper. Use Paper Snips to snip to size. Add a Gold Metallic Pearl and adhere with a Mini Stampin' Dimensional.
6. Use the Big Shot & "friend" die to crop a piece of white Wood Textures Designer Series Paper. Adhere with small bits of Snail Adhesive or Adhesive Sheets.
7. Cut a piece of 5/8" Burlap Ribbon to 4". Adhere with Mini Glue Dots.

# Well Said Friend Card Inspired by Home Decor

Mary Fish

[mary@stampinpretty.com](mailto:mary@stampinpretty.com)

<http://stampinpretty.com>



8. Use the Big Shot & Layering Circle dies to create a 3" (exterior) x 2 3/8" (interior) circle frame of white Wood Textures Designer Series Paper. Adhere with bits of Mini Stampin' Dimensionals.
9. Use the Big Shot & filigree dies from the Well Said Framelits Dies to crop vines of Pear Pizzazz and Mossy Meadow card stock.
10. Add a Wood Frame Element as shown with a Mini Glue Dot.
11. Use the Big Shot & flower dies (Well Written Framelits Dies) to crop three flowers of white Wood Textures Designer Series Paper. Add Gold Metallic Pearls to the flower centers and adhere flowers with Mini Glue Dots.
12. Adhere a 4 x 5 1/4 piece of white Wood Textures Designer Series Paper to the inside of the card with Snail Adhesive.
13. Use the [Stamparatus](#) to line up and stamp the sentiment in Crumb Cake ink.

Mary



# Well Said Friend Card Inspired by Home Decor

Mary Fish

[mary@stampinpretty.com](mailto:mary@stampinpretty.com)

<http://stampinpretty.com>



[Well Said Cling  
Bundle](#)

150609

Price: \$76.50



[Well Said Cling  
Stamp Set](#)

148796

Price: \$45.00



[Gray Granite 8-1/2" X  
11" Cardstock](#)

146983

Price: \$8.50



[Wood Textures  
Designer Series  
Paper Stack](#)

144177


Price: \$11.00



[Big Shot](#)

143263


Price: \$110.00



[Stitched Shapes  
Framelits Dies](#)

145372

Price: \$30.00



[Layering Circle  
Framelits Dies](#)

141705

Price: \$35.00



[Well Written Framelits  
Dies](#)

148534

Price: \$40.00

# Well Said Friend Card Inspired by Home Decor

Mary Fish

[mary@stampinpretty.com](mailto:mary@stampinpretty.com)

<http://stampinpretty.com>



[5/8" \(1.6 Cm\) Burlap  
Ribbon](#)

141487


Price: \$7.00



[Crumb Cake Classic  
Stampin' Pad](#)

147116

Price: \$7.50



[Pear Pizzazz 8-1/2" X  
11" Cardstock](#)

131201

Price: \$8.50



[Mossy Meadow 8-1/2"  
X 11" Cardstock](#)

133676

Price: \$8.50



[Frames Elements](#)

146906

Price: \$6.00



[Metallic Pearls](#)

146282

Price: \$7.00



[Mini Glue Dots](#)

103683

Price: \$5.25



[Snail Adhesive](#)

104332

Price: \$7.00

# Well Said Friend Card Inspired by Home Decor

Mary Fish

[mary@stampinpretty.com](mailto:mary@stampinpretty.com)

<http://stampinpretty.com>



Stampin'  
Dimensionals

104430

Price: \$4.00



Mini Stampin'  
Dimensionals

144108

Price: \$4.00



Stampin' Trimmer

126889

Price: \$30.00



Paper Snips

103579

Price: \$10.00