

# Strong & Beautiful Unstoppable Card

Mary Fish

[mary@stampinpretty.com](mailto:mary@stampinpretty.com)

<http://stampinpretty.com>



1. Create a 4 1/4 x 5 1/2 card base using Whisper White Thick card stock.
2. Layer and adhere a 3 3/4 x 5 piece of Happiness Blooms Designer Series Paper to a 4 x 5 1/4 piece Night of Navy card stock.
3. Wrap a piece of Pineapple Punch 1/8" Grosgrain Ribbon around the two pieces and secure with a bow. **TIP:** Add a Mini Glue Dot below the knot of the bow to keep it flat. Adhere to the card base with Snail Adhesive.
4. Cut a 3 1/4 square of Call Me Clover card stock. Use the Big Shot and Layering Squares Framelits Dies to create a 3 1/2 scalloped square of Night of Navy card stock. Adhere to each other with Snail Adhesive.

# Strong & Beautiful Unstoppable Card

Mary Fish

[mary@stampinpretty.com](mailto:mary@stampinpretty.com)

<http://stampinpretty.com>



5. Stamp the sentiment (Strong & Beautiful Cling Stamp Set) using the [Stamparatus](#) and Night of Navy Ink onto a piece of Whisper White card stock. Crop with Big Shot, Magnetic Platform, and 2nd largest Stitched Shape Square Die. Adhere to the layered squares and to the card base with Stampin' Dimensionals.
6. Add 2 Pineapple Punch and 1 Call Me Clover Happiness Blooms Enamel Dots as shown for the perfect pop of coordinating color and personality.
7. Use a Big Shot, Magnetic Platform, envelope liner die (Beautiful Layers Thinlits Dies) and the Happiness Blooms Designer Series Paper to create a liner. Adhere to the inside of a Stampin' Up! Whisper White Medium Envelope.

# Strong & Beautiful Unstoppable Card

Mary Fish

[mary@stampinpretty.com](mailto:mary@stampinpretty.com)

<http://stampinpretty.com>



8. Zip a 4 1/4 x 5 1/2 piece of Call Me Clover card stock through the Big Shot inside the Dot to Dot Textured Impressions Embossing Folder. This creates a pretty (reminds me of crocodile) protective cover for the ribbon and embellishments on the card.

Mary




# Strong & Beautiful Unstoppable Card

Mary Fish

[mary@stampinpretty.com](mailto:mary@stampinpretty.com)

<http://stampinpretty.com>



## Strong & Beautiful Cling Stamp Set

148732

Price: \$25.00

## Whisper White 8-1/2" X 11" Thick Cardstock

140272

Price: \$7.75

## Night Of Navy 8-1/2" X 11" Cardstock

100867

Price: \$8.50

## Happiness Blooms 12" X 12" (30.5 X 30.5 Cm) Designer Series Paper

148795

Price: \$11.00



## Pineapple Punch 1/8" (3.2 Mm) Grosgrain Ribbon

146953

Price: \$6.00



## Big Shot

143263


Price: \$110.00



## Magnetic Platform

130658

Price: \$40.00



## Stitched Shapes Framelits Dies

145372

Price: \$30.00

# Strong & Beautiful Unstoppable Card

Mary Fish

[mary@stampinpretty.com](mailto:mary@stampinpretty.com)

<http://stampinpretty.com>



[Layering Squares  
Framelits Dies](#)

141708


Price: \$35.00



[Whisper White 8-1/2"  
X 11" Cardstock](#)

100730

Price: \$9.75



[Call Me Clover 8-1/2"  
X 11" Cardstock](#)

146969

Price: \$8.50



[Night Of Navy Classic  
Stampin' Pad](#)

147110


Price: \$7.50



[Stamparatus](#)

146276

Price: \$49.00



[Happiness Blooms  
Enamel Dots](#)

148805

Price: \$7.00



[Beautiful Layers  
Thinlits Dies](#)

147043

Price: \$29.00



[Whisper White  
Medium Envelopes](#)

107301

Price: \$7.00

# Strong & Beautiful Unstoppable Card

Mary Fish

[mary@stampinpretty.com](mailto:mary@stampinpretty.com)

<http://stampinpretty.com>



Stampin'  
Dimensionals

104430

Price: \$4.00



Mini Glue Dots

103683

Price: \$5.25



Snail Adhesive

104332

Price: \$7.00



Stampin' Trimmer

126889

Price: \$30.00