

Petal Pink Well Said Birthday Card

Mary Fish

mary@stampinpretty.com

<http://stampinpretty.com>



1. Start with a 4 1/4 x 5 1/2 card base of Gray Granite card stock.
2. Adhere with Snail Adhesive, a piece of Very Vanilla card stock that has been cropped with the Big Shot and largest Rectangle Stitched Framelit Die.
3. Crop a piece of Gray Granite card stock using the Big Shot and the 2 1/2 x 3 7/8 Rectangle Stitched Framelit Die. Adhere to the card as shown with Stampin' Dimensionals.
4. Crop the "birthday" sentiment, floral stems, and butterfly using the Big Shot, dies (Well Written Framelits) and Basic Black Cardstock. Adhere the stems and butterfly with bits of snail Adhesive.
5. Crop a piece of Petal Pink card stock using the Big Shot and the 3 1/4 x 1 1/4 Rectangle Stitched Framelit Die. Adhere the "birthday" die cut with bits of Snail Adhesive.
6. Use the [Stamparatus](#) to stamp the "wishes" sentiment (Well Said Stamp Set) onto a piece of Very Vanilla card stock. Snip closely with Paper Snips. Adhere with with Mini Stampin' Dimensionals.

Petal Pink Well Said Birthday Card

Mary Fish

mary@stampinpretty.com

<http://stampinpretty.com>



7. Adhere loops of Silver Metallic Thread to the back of the Petal Pink Die Cut. **TIP:** Wrap thread several times around three fingers and adhere with Glue Dots. Adhere to the card with Stampin' Dimensionals.
8. Adhere a Petal Pink Rhinestone to the center of the butterfly die cut.
9. Use the Stamparatus to position and stamp the sentiment in Tuxedo Black Memento Ink onto the inside of the card.
10. Use a Big Shot, Magnetic Platform, envelope liner die (Beautiful Layers Thinlits Dies) and the Petal Pink Vellum from the Floral Romance Designer Series Paper to create a liner. Adhere to the inside of a Stampin' Up! Very Vanilla Medium Envelope.

Mary



Petal Pink Well Said Birthday Card

Mary Fish

mary@stampinpretty.com

<http://stampinpretty.com>



[Well Said Cling Bundle](#)

150609

Price: \$76.50



[Well Said Cling Stamp Set](#)

148796


Price: \$45.00



[Gray Granite 8-1/2" X 11" Cardstock](#)

146983

Price: \$8.50



[Very Vanilla 8-1/2" X 11" Cardstock](#)

101650


Price: \$9.75



[Petal Pink 8-1/2" X 11" Cardstock](#)

146985

Price: \$8.50



[Basic Black 8-1/2" X 11" Cardstock](#)

121045

Price: \$8.50



[Big Shot](#)

143263

Price: \$110.00



[Rectangle Stitched Framelits Dies](#)

148551

Price: \$35.00

Petal Pink Well Said Birthday Card

Mary Fish

mary@stampinpretty.com

<http://stampinpretty.com>



Well Written Framelits

Dies

148534

Price: \$40.00



Beautiful Layers

Thinlits Dies

147043

Price: \$29.00



Floral Romance 12" X

12" (30.5 X 30.5 Cm)

Specialty Designer

Series Paper

148586

Price: \$14.00



Very Vanilla Medium

Envelopes

107300

Price: \$7.00



Tuxedo Black
Memento Ink Pad

132708


Price: \$6.00



Stamparatus

146276

Price: \$49.00



Silver Metallic Thread

138402

Price: \$3.50



Petal Pink Rhinestone

Gems

146914

Price: \$6.00

Petal Pink Well Said Birthday Card

Mary Fish

mary@stampinpretty.com

<http://stampinpretty.com>



Paper Snips

103579

Price: \$10.00



Snail Adhesive

104332

Price: \$7.00



Stampin'
Dimensionals

104430

Price: \$4.00



Mini Stampin'
Dimensionals

144108

Price: \$4.00