

Dashing Deer Gate-Fold Holiday Thank You Card

Mary Fish

mary@stampinpretty.com

<http://stampinpretty.com>



stampin' pretty
a step-by-step tutorial



1. Create a gate-fold card base using Crumb Cake card stock and the Stampin' Trimmer. Cut card stock to 8 1/2 x 5 1/2. Score at 2 1/8 and 6 3/8.
2. Layer and adhere a 1 7/8 x 5 1/4 piece of Cherry Cobbler card stock on each front panel of the gate-fold card. Layer and adhere a 1 3/4 x 5 piece of Festive Farmhouse Designer Series Paper on each piece of Cherry Cobbler card stock.
3. Create a belly band using a 9.5 x 1 1/2 piece of Cherry Cobbler card stock. Score at 2 3/4 and 7 1/8 using a Stampin' Trimmer. Fold and adhere with seam in front where it will be hidden.
4. Cut a piece of Cherry Cobbler card stock to 3 1/4 x 4 and layer with a piece of Very Vanilla card stock cut to 3 x 3 3/4. Adhere to the belly band with your favorite adhesive.

Dashing Deer Gate-Fold Holiday Thank You Card

Mary Fish

mary@stampinpretty.com

<http://stampinpretty.com>



5. Crop a piece of Wood Texture Designer Series Paper using the Big Shot Die Cutting Machine and deer thinlit die from the Detailed Deer Thinlits Dies. Wrap a piece of Linen Thread around the neck as shown, securing with a bow. Adhere with Stampin' Dimensionals.
6. Crop a piece of Cherry Cobbler card stock with the corner filigree die and Big Shot Die Cutting Machine. Adhere with small bits of Snail Adhesive.
7. Color a Pearl Basic Jewel with the Bronze Stampin' Blends Marker. Adhere to the center of the flower as shown.

Dashing Deer Gate-Fold Holiday Thank You Card

Mary Fish

mary@stampinpretty.com

<http://stampinpretty.com>



8. Cut a piece of Cherry Cobbler card stock to 4 x 5 1/4. Layer with a piece of Very Vanilla card stock cut to 3 3/4 x 5.
9. Using the [Stamparatus](#) stamp positioning tool for perfect placement, stamp the sentiment and image in Cherry Cobbler ink onto the Very Vanilla card stock. Adhere to the inside of the card with Stampin' Dimensionals.

Mary



Dashing Deer Gate-Fold Holiday Thank You Card

Mary Fish

mary@stampinpretty.com

<http://stampinpretty.com>



[Dashing Deer Clear-Mount Bundle](#)

149935

Price: \$50.25



[Dashing Deer Wood-Mount Bundle](#)

149934

Price: \$57.50



[Dashing Deer Clear-Mount Stamp Set](#)

147728


Price: \$22.00



[Dashing Deer Wood-Mount Stamp Set](#)

147731


Price: \$30.00



[Crumb Cake 8-1/2" X 11" Cardstock](#)

120953

Price: \$8.50



[Cherry Cobbler 8-1/2" X 11" Cardstock](#)

119685

Price: \$8.50



[Festive Farmhouse 12" X 12" \(30.5 X 30.5 Cm\) Designer Series Paper](#)

147820

Price: \$11.00



[Very Vanilla 8-1/2" X 11" Cardstock](#)

101650

Price: \$9.75

Dashing Deer Gate-Fold Holiday Thank You Card

Mary Fish

mary@stampinpretty.com

<http://stampinpretty.com>



[Wood Textures
Designer Series
Paper Stack](#)

144177

Price: \$11.00



[Detailed Deer Thinlits
Dies](#)

147915


Price: \$34.00



[Big Shot](#)

143263

Price: \$110.00



[Pearl Basic Jewels](#)

144219

Price: \$5.00



[Bronze Stampin'
Blends Marker](#)

144607

Price: \$4.50



[Stampin' Trimmer](#)

126889

Price: \$30.00



[Linen Thread](#)

104199

Price: \$5.00



[Paper Snips](#)

103579

Price: \$10.00

Dashing Deer Gate-Fold Holiday Thank You Card

Mary Fish

mary@stampinpretty.com

<http://stampinpretty.com>



Snail Adhesive

104332

Price: \$7.00



Stampin'
Dimensionals

104430

Price: \$4.00



Cherry Cobbler
Classic Stampin' Pad

147083

Price: \$7.50



Stamparatus

146276

Price: \$49.00