

Pleasant Pheasants Thanksgiving Card

Mary Fish

mary@stampinpretty.com

<http://stampinpretty.com>


stampin' pretty
a step-by-step tutorial



1. Create a 5 1/2 x 4 1/4 card base with Night of Navy card stock and the Stampin' Trimmer.
2. Use the Big Shot Die-Cutting Machine and the Stampin' Up! Corrugated Dynamic Textured Embossing Folder to "crimp" a 5 x 3 3/4 piece of Crumb Cake card stock. Adhere to card base using Snail Adhesive. TIP: Run the dynamic embossing folder back and forth through the Big Shot for a deeper impression.
3. Using the [Stamparatus](#) stamp positioning tool, stamp the pheasants from Pleasant Pheasants stamp set in Night of Navy Ink on a 3 1/2 x 3 piece of Crumb Cake card stock. Layer and adhere on a 3 3/4 x 3 1/4 piece of Night of Navy card stock.
4. Crop Night of Navy card stock twice with the Stampin' Up! Sprig Punch and adhere with Snail Adhesive to the right side of the pheasant layer. Adhere ALL with Stampin' Dimensionals to the card base.
5. Using the [Stamparatus](#), stamp Happy Thanksgiving from Pleasant Pheasants stamp set in Night of Navy ink on a 2 5/8 x 5/8 piece of Crumb Cake card stock. I used the Tailored Tag Punch to crop the flagged end on the right side.

Pleasant Pheasants Thanksgiving Card

Mary Fish

mary@stampinpretty.com

<http://stampinpretty.com>



6. Add a Night of Navy Brad (Stampin' Up! Basic Brads) to the left side and adhere sentiment as shown with Stampin' Dimensionals.
7. Use a Big Shot, Magnetic Platform, envelope liner die (Beautiful Layers Thinlits Dies) and a pine cone pattern from All is Bright Designer Series Paper to create a liner. Adhere to the inside of a Stampin' Up! Very Vanilla Medium Envelope.

Mary




Pleasant Pheasants Thanksgiving Card

Mary Fish

mary@stampinpretty.com

<http://stampinpretty.com>



[Pleasant Pheasants
Wood-Mount Stamp](#)

[Set](#)

147687

Price: \$28.00

[Pleasant Pheasants
Clear-Mount Stamp](#)

[Set](#)

147684

Price: \$20.00

[All Is Bright 12\"/>](#)

[\(30.5 X 30.5 Cm\)](#)

[Designer Series](#)

[Paper](#)

147892


Price: \$11.00

[Crumb Cake 8-1/2\"/>](#)

[11\"/>](#)

120953

Price: \$8.50



[Night Of Navy 8-1/2\"/>](#)

[X 11\"/>](#)

100867

Price: \$8.50

[Very Vanilla Medium
Envelopes](#)

107300

Price: \$7.00

[Night Of Navy Classic
Stampin' Pad](#)

147110

Price: \$7.50

[Stamparatus](#)

146276

Price: \$49.00

Pleasant Pheasants Thanksgiving Card

Mary Fish
mary@stampinpretty.com
<http://stampinpretty.com>



[Big Shot](#)

143263

Price: \$110.00



[Corrugated Dynamic
Textured Impressions
Embossing Folder](#)

148026

Price: \$10.00



[Beautiful Layers
Thinlits Dies](#)

147043

Price: \$29.00



[Sprig Punch](#)

148012

Price: \$18.00



[Tailored Tag Punch](#)

145667


Price: \$18.00



[Stampin' Trimmer](#)

126889

Price: \$30.00



[Basic Brads](#)

146930

Price: \$4.50



[Snail Adhesive](#)

104332

Price: \$7.00

Pleasant Pheasants Thanksgiving Card

Mary Fish

mary@stampinpretty.com

<http://stampinpretty.com>



[Stampin'](#)
[Dimensionals](#)

104430

Price: \$4.00