

Sneak Peek: Dashing Deer Christmas Card

Mary Fish

mary@stampinpretty.com

<http://stampinpretty.com>



1. Create a 4 1/4 x 5 1/2 card base with Cherry Cobbler card stock and the Stampin' Up! Stampin' Trimmer. Adhere a 4 x 5 1/4 piece of Basic Black card stock on top with Snail Adhesive.
2. Using the Stamparatus for crisp results and perfect placement (learn more about the Stamparatus by watching my video [here](#)), stamp the greeting from Dashing Deer stamp set in Cherry Cobbler ink on a 3 1/2 x 4 3/4 piece of Very Vanilla card stock.
3. Using the Big Shot Die-Cutting Machine and the Layering Circles Framelits Dies, crop the largest scalloped circle in Cherry Cobbler card stock and the largest plain circle in Very Vanilla card stock. Adhere together and adhere to card base using Snail Adhesive.
4. Again using the [Stamparatus](#), stamp deer from Dashing Deer stamp set in Cherry Cobbler Ink on Very Vanilla card stock. Crop the deer with the coordinating die from Detailed Deer Thinlits Dies, the Big Shot and the Magnetic Platform (to keep the die in place over the image). Adhere the deer to the circle using Stampin' Dimensionals and Mini Stampin' Dimensionals.

Sneak Peek: Dashing Deer Christmas Card

Mary Fish

mary@stampinpretty.com

<http://stampinpretty.com>



5. Crop three small flowers from Cherry Cobbler card stock using the Detailed Deer Thinlits Dies and the Big Shot. Adhere with a tiny dab of Multipurpose Liquid Glue on the back center. I often use a Paper-Piercing Tool dedicated to fine work like this. A toothpick works, too.
6. Embellish the flower centers with black gems from Stampin' Up! Faceted Gems.
7. For the final polish, I cropped this handsome plaid from Festive Farmhouse Designer Series Paper (Basic Black, Cherry Cobbler, Gray Granite, Mossy Meadow, Very Vanilla, Whisper White) and adhered it (Multipurpose Liquid Glue) to the inside of a Very Vanilla Medium Envelope.

Mary



Sneak Peek: Dashing Deer Christmas Card

Mary Fish

mary@stampinpretty.com

<http://stampinpretty.com>



[Dashing Deer Clear-Mount Bundle](#)

149935

Price: \$50.25



[Dashing Deer Clear-Mount Stamp Set](#)

147728

Price: \$22.00



[Dashing Deer Wood-Mount Bundle](#)

149934


Price: \$57.50



[Dashing Deer Wood-Mount Stamp Set](#)

147731

Price: \$30.00



[Cherry Cobbler 8-1/2" X 11" Cardstock](#)

119685

Price: \$8.50



[Basic Black 8-1/2" X 11" Cardstock](#)

121045

Price: \$8.50



[Very Vanilla 8-1/2" X 11" Cardstock](#)

101650

Price: \$9.75



[Very Vanilla Medium Envelopes](#)

107300

Price: \$7.00

Sneak Peek: Dashing Deer Christmas Card

Mary Fish

mary@stampinpretty.com

<http://stampinpretty.com>



[Cherry Cobbler
Classic Stampin' Pad](#)

147083

Price: \$7.50



[Stamparatus](#)

146276

Price: \$49.00



[Big Shot](#)

143263


Price: \$110.00



[Magnetic Platform](#)

130658

Price: \$40.00



[Layering Circle
Framelits Dies](#)

141705

Price: \$35.00



[Beautiful Layers
Thinlits Dies](#)

147043


Price: \$29.00



[Stampin' Trimmer](#)

126889

Price: \$30.00



[Faceted Dots](#)

146910

Price: \$6.00

Sneak Peek: Dashing Deer Christmas Card

Mary Fish

mary@stampinpretty.com

<http://stampinpretty.com>



[Stampin' Dimensionals](#)

104430

Price: \$4.00



[Mini Stampin' Dimensionals](#)

144108

Price: \$4.00



[Snail Adhesive](#)

104332

Price: \$7.00



[Multipurpose Liquid Glue](#)

110755

Price: \$4.00



[Paper-Piercing Tool](#)

126189

Price: \$4.00