

# Pocket Gift Card Birthday Card

Mary Fish

[mary@stampinpretty.com](mailto:mary@stampinpretty.com)

<http://stampinpretty.com>



1. Create a 4 1/4 x 5 1/2 card base using Night of Navy card stock and the Stampin' Up! Stampin' Trimmer.
2. Layer a 3 3/4 x 5 piece of Crumb Cake card stock on a 4 x 5 1/4 piece of Whisper White card stock and adhere with Snail Adhesive. Adhere both to the card base.
3. Use the Stampin' Up! Stamparatus stamp positioning tool (learn why you want one [here](#)) to position and stamp the stitching and sentiment from Pocketful of Sunshine photopolymer stamp set in VersaMark ink on Night of Navy card stock. Heat emboss stamped images with White Stampin' Emboss Powder and a Heat Tool.
4. Stamp "for you" (Pocketful of Sunshine) in Night of Navy Ink on Pumpkin Pie card stock. Crop with Big Shot Die-Cutting Machine, Magnetic Platform and the tab die from Pocket Framelits Dies.
5. Use the Big Shot Die-Cutting Machine, Magnetic Platform and the pocket die from Pocket Framelits Dies to cut the pocket. Add Tear & Tape Adhesive to the die-cut pocket tabs and adhere to card base, leaving a spot to "tuck in" the "for you" tab from above.

# Pocket Gift Card Birthday Card

Mary Fish

[mary@stampinpretty.com](mailto:mary@stampinpretty.com)

<http://stampinpretty.com>



6. Crop flower (Pumpkin Pie card stock) and heart (Night of Navy card stock) using the Stampin' Up! Support Ribbon Framelits Dies. Adhere flower to pocket as shown. Dress up the gift card by attaching the heart with a Mini Stampin' Dimensional. I used a substitute of Pumpkin Pie card stock while I await the actual card.
7. Thread Whisper White Solid Baker's Twine through a Galvanized Button (available September 5, 2018 when the Holiday Catalog begins) and tie in a bow. Adhere to flower center with with a Glue Dot.
8. For the perfect presentation, crop a Night of Navy polka dot pattern from Stampin' Up! Neutrals 6 x 6 Designer Series Paper with the liner die from Beautiful Layers Thinlits Dies. Adhere with Snail Adhesive (or Multipurpose Liquid Glue) to the interior of a Whisper White Medium Envelope.

Mary



# Pocket Gift Card Birthday Card

Mary Fish

[mary@stampinpretty.com](mailto:mary@stampinpretty.com)

<http://stampinpretty.com>




[Pocketful Of Sunshine](#)  
[Photopolymer Stamp](#)

[Set](#)

143719


Price: \$17.00



[Night Of Navy 8-1/2"](#)  
[X 11" Cardstock](#)

100867

Price: \$8.50



[Pumpkin Pie 8-1/2" X](#)  
[11" Cardstock](#)

105117

Price: \$8.50



[Crumb Cake 8-1/2" X](#)  
[11" Cardstock](#)

120953

Price: \$8.50



[Whisper White 8-1/2"](#)  
[X 11" Cardstock](#)

100730

Price: \$9.75



[Whisper White](#)  
[Medium Envelopes](#)

107301

Price: \$7.00



[Neutrals 6" X 6" \(15.2](#)  
[X 15.2 Cm\) Designer](#)  
[Series Paper](#)

146967

Price: \$11.00



[Night Of Navy Classic](#)  
[Stampin' Pad](#)

147110

Price: \$7.50

# Pocket Gift Card Birthday Card

Mary Fish

[mary@stampinpretty.com](mailto:mary@stampinpretty.com)

<http://stampinpretty.com>



[Versamark Pad](#)

102283

Price: \$9.00



[Stamparatus](#)

146276

Price: \$49.00



[Beautiful Layers](#)

[Thinlits Dies](#)

147043

Price: \$29.00



[Support Ribbon](#)

[Framelits Dies](#)

143749

Price: \$22.00



[Heat Tool \(Us And Canada\)](#)

129053


Price: \$30.00



[White Stampin' Emboss Powder](#)

109132

Price: \$5.00



[Whisper White Solid Baker's Twine](#)

124262

Price: \$3.00



[Mini Glue Dots](#)

103683

Price: \$5.25

# Pocket Gift Card Birthday Card

Mary Fish

[mary@stampinpretty.com](mailto:mary@stampinpretty.com)

<http://stampinpretty.com>



## Snail Adhesive

104332

Price: \$7.00



## Tear & Tape Adhesive

138995

Price: \$7.00



## Mini Stampin' Dimensionals

144108

Price: \$4.00