

Gorgeous Grapefruit Grove Embossed Thank You Card

Mary Fish
mary@stampinpretty.com

<http://stampinpretty.com>


stampin' pretty
a step-by-step tutorial



1. Create a 4 1/4 x 5 1/2 card base using Crumb Cake card stock and the Stampin' Up! Stampin' Trimmer. It cuts and scores.
2. Adhere a 4 x 5 1/4 piece of Grapefruit Grove card stock to the card base with Snail Adhesive.
3. Using the Stamparatus stamp positioning tool for crisp results (watch a video [here](#)), stamp the floral image from Blended Seasons stamp set in VersaMark Ink on a 3 3/4 x 5 piece of Early Espresso card stock.
4. Heat emboss the image using Grapefruit Grove Stampin' Emboss Powder (In Color 2018-2020 Stampin' Emboss Powder) and the heat tool. The Stampin' Up! 2018-2020 Stampin' Emboss Powder Collection (one of [My Favorite Things](#)) includes Blueberry Bushel, Call Me Clover, Grapefruit Grove, Lovely Lipstick and Pineapple Punch. Adhere embossed layer to card base with Snail Adhesive.

Gorgeous Grapefruit Grove Embossed Thank You Card

Mary Fish

mary@stampinpretty.com

<http://stampinpretty.com>



5. Using the Stamparatus, stamp “thank you” (Blended Seasons Stamp Set) in Early Espresso ink on Thick Whisper White card stock. Crop to approximately 3 3/8 x 7/8 and tie Grapefruit Grove Twine (Nature’s Twine) in a bow on left side. Adhere to the card base with Stampin’ Dimensionals.
6. Adhere three True Gentleman Buttons to flower centers using Glue Dots.
7. Crop an envelope liner using Nature’s Poem Designer Series Paper, the Big Shot Die Cutting Machine and the envelope liner die in Beautiful Layers Thinlits Dies. Adhere using an adhesive of your choice (I prefer Snail Adhesive or Multipurpose Liquid Glue) to the interior of a Stampin’ Up! Whisper White Medium Envelope.

Mary




Gorgeous Grapefruit Grove Embossed Thank You Card

Mary Fish

mary@stampinpretty.com

<http://stampinpretty.com>



[Blended Seasons Wood-Mount Stamp Set](#)

Set

149019

Price: \$53.00

[Blended Seasons Clear-Mount Stamp Set](#)

Set

149016

Price: \$39.00

[Nature's Poem Designer Series Paper](#)

Paper

146338

Price: \$11.00

[Early Espresso 8-1/2" X 11" Cardstock](#)

119686


Price: \$8.50



[Grapefruit Grove 8-1/2" X 11" Cardstock](#)

146972

Price: \$8.50



[Crumb Cake 8-1/2" X 11" Cardstock](#)

120953

Price: \$8.50



[Whisper White 8-1/2" X 11" Thick Cardstock](#)

140272

Price: \$7.75



[Whisper White Medium Envelopes](#)

107301

Price: \$7.00

Gorgeous Grapefruit Grove Embossed Thank You Card

Mary Fish

mary@stampinpretty.com

<http://stampinpretty.com>



[Early Espresso
Classic Stampin' Pad](#)

147114

Price: \$7.50



[VersaMark Pad](#)

102283

Price: \$9.00



[Stamparatus](#)

146276

Price: \$49.00



[Heat Tool \(Us And
Canada\)](#)

129053

Price: \$30.00



[In Color 2018-2020
Stampin' Emboss](#)

[Powder](#)

146955

Price: \$25.00



[Stampin' Trimmer](#)

126889

Price: \$30.00



[Big Shot](#)

143263

Price: \$110.00



[Beautiful Layers
Thinlits Dies](#)

147043

Price: \$29.00

Gorgeous Grapefruit Grove Embossed Thank You Card

Mary Fish

mary@stampinpretty.com


<http://stampinpretty.com>



[Nature's Twine](#)

146342

Price: \$9.00



[True Gentleman
Buttons](#)

145596

Price: \$7.00



[Mini Glue Dots](#)

103683

Price: \$5.25



[Snail Adhesive](#)

104332

Price: \$7.00



[Stampin'
Dimensionals](#)

104430

Price: \$4.00