

Crushin' on Dandelion Wishes

Mary Fish

mary@stampinpretty.com

<http://stampinpretty.com>



stampin' pretty
a step-by-step tutorial



1. Create a 4 1/4 x 5 1/2 card base using Thick Whisper White card stock and the Stampin' Trimmer. It cuts and scores.
2. Layer and adhere (Snail Adhesive) a 3 x 5 stripe pattern from Regals 6 x 6 Designer Series Paper on the card base as shown.
3. Layer and adhere (Snail Adhesive) a 3 3/4 square of Whisper White card stock to a 4 square of Basic Black card stock. Adhere to the card base as shown.
4. Stamp the dandelion trio (Dandelion Wishes Stamp Set) in Tuxedo Black Memento Ink on Crushed Curry card stock. Crop the dandelion image using the largest straight square die (approx. 2 7/8) from Layering Squares Framelits Dies, the Magnetic Platform and the Big Shot Die-Cutting Machine. Layer and adhere to a Basic Black scalloped square created with the largest scalloped square die from Layering Squares Framelits dies and the Big Shot.

Crushin' on Dandelion Wishes

Mary Fish

mary@stampinpretty.com

<http://stampinpretty.com>



5. Wrap Basic Black Solid Baker's Twine around the square above and tie in a bow. TIP: Use snail on the back to pull and tighten any slack in the twine. Add three black Faceted Dots to dandelion centers. Adhere dandelion square with Stampin' Dimensionals to card as shown.
6. Stamp the "well wishes" sentiment (Dandelion Wishes) in Tuxedo Black Memento Ink on Crushed Curry card stock. Crop with the 1 7/8 circle die from Layering Circles Framelits Dies, the Big Shot Die-Cutting Machine and Magnetic Platform. Layer over a coordinating Basic Black Scalloped Circle cropped with the Layering Circles Framelits Dies. Adhere as shown with Stampin' Dimensionals.
7. Create a polka dot envelope liner (Regals 6 x 6 Designer Series Paper) for a Medium Whisper White Envelope using the envelope liner die from Beautiful Layers Thinlits Dies. Adhere the liner inside the envelope using Multi-Purpose Liquid Glue.

Mary



Crushin' on Dandelion Wishes

Mary Fish

mary@stampinpretty.com

<http://stampinpretty.com>



[Dandelion Wishes
Wood-Mount Stamp](#)

[Set](#)

146744

Price: \$28.00




[Dandelion Wishes
Clear-Mount Stamp](#)

[Set](#)

146747


Price: \$20.00



[Regals 6" X 6" \(15.2
X 15.2 Cm\) Designer
Series Paper](#)

146965


Price: \$11.00



[Basic Black 8-1/2" X
11" Cardstock](#)

121045

Price: \$8.50



[Crushed Curry 8-1/2"
X 11" Cardstock](#)

131199

Price: \$8.50



[Whisper White 8-1/2"
X 11" Thick Cardstock](#)

140272

Price: \$7.75



[Whisper White 8-1/2"
X 11" Cardstock](#)

100730

Price: \$9.75



[Whisper White
Medium Envelopes](#)

107301

Price: \$7.00

Crushin' on Dandelion Wishes

Mary Fish

mary@stampinpretty.com

<http://stampinpretty.com>



[Tuxedo Black Memento Ink Pad](#)

132708

Price: \$6.00



[Stamparatus](#)

146276

Price: \$49.00



[Big Shot](#)

143263

Price: \$110.00



[Magnetic Platform](#)

130658


Price: \$40.00



[Stampin' Trimmer](#)

126889

Price: \$30.00



[Layering Circle Framelits Dies](#)

141705

Price: \$35.00



[Layering Squares Framelits Dies](#)

141708

Price: \$35.00



[Beautiful Layers Thinlits Dies](#)

147043


Price: \$29.00

Crushin' on Dandelion Wishes

Mary Fish

mary@stampinpretty.com


<http://stampinpretty.com>



Faceted Dots

146910

Price: \$6.00



Basic Black Solid
Baker's Twine

141682

Price: \$3.00



Stampin'
Dimensionals

104430

Price: \$4.00



Multipurpose Liquid
Glue

110755

Price: \$4.00



Snail Adhesive

104332

Price: \$7.00