



# sale-a-bration



:: February 1—March 31, 2009 ::

:: products in this brochure are available through March 31, 2009 ::

## dear friends.....



One of my favorite times of year—Sale-A-Bration—is here, and I think you'll have as much fun as I did checking out what's available during this fabulous promotion.

I love all the sets, but I don't think you'll be surprised that one of my favorites is the Polka Dot Punches set. It reminds me of the patterns that are

punched into the metal on old pie cupboards, and I'm such an antique lover that anything with that vintage look and feel strikes a chord.

The images in the Yummy and Botanical Blooms sets are equally adorable, and I love the versatility of the Congrats set. And did I mention every image in every set is die cut?

I also like that you can choose Designer Series paper or a bundle of ribbon this year. All these choices make life difficult, but I can think of worse challenges! And since hostesses, customers, and new recruits can all receive free products during this promotion, there's plenty of ways to earn everything you want!

Join us this year as we celebrate our 20th anniversary with these wonderful Sale-A-Bration choices!

Shelli Gardner  
Cofounder and CEO

*All stamp sets in this brochure are die cut for your convenience.*

ESP

*Look for this symbol marking items available in Spanish.*



PAGE NUMBERS REFER TO THIS BROCHURE UNLESS OTHERWISE NOTED.  
THE ABBREVIATION IBC REFERS TO THE SPRING-SUMMER 2009 IDEA BOOK & CATALOG.  
CONTACT YOUR DEMONSTRATOR TO PLACE AN ORDER.

PRODUCTS IN THIS BROCHURE WILL NOT APPEAR IN UPCOMING CATALOGS.  
ANY EXCHANGES OF THESE ITEMS MUST BE MADE WITHIN 90 DAYS OF THE SHIPPING DATE.

# earn it free

For a limited time, you can earn any of the products in this brochure simply by placing an order, hosting a workshop, or becoming a demonstrator.

Take advantage of any—or all—of these offers!

## customers

:: place an order ::

*Select any one of the items in this brochure free with a purchase of \$50\*. There's no limit—for every \$50 you spend, you can choose a free Sale-A-Bration product! Don't miss the opportunity to own these exclusive products!*



## hostesses

:: host a workshop ::

*When you host a workshop of at least \$300, you'll receive a free Sale-A-Bration product in addition to our generous hostess benefits! You'll receive a second product when your net workshop sales reach \$600. Get a third product for workshop sales of \$900 or more!\**



## recruits

:: join Stampin' Up! ::

*Sign up to be a Stampin' Up! demonstrator during Sale-A-Bration and select any set\*\* (value up to \$47.95) from the Spring–Summer 2009 Idea Book & Catalog free!*





*Embellish your projects with our versatile ribbon, as featured on the cards shown here. Our Ribbon Bundle (opposite page) offers options in two colors.*

# congratulations

on another year  
of happy togetherness!

let the relaxation begin!  
(happy retirement!)

on getting a little bit older  
and better than ever!

on the birth of your  
beautiful baby!

welcome to the  
wedded bliss club!

you've outdone  
yourself again!




Make your projects three-dimensional by using ribbon and fun floral elements such as the accordion-folded flower featured here.



### Ribbon Bundle

This ribbon combination coordinates beautifully with our Delicate Dots Designer Series paper. Bundle includes 10 yds. ea. 5/8" Certainly Celery poly-twill ribbon and 5/8" So Saffron grosgrain ribbon.

 114618 Ribbon Bundle  
So Saffron, Certainly Celery



### step 1

Score a long strip of card stock, and fold along the scored lines to create a long accordion fold.



### step 2

Adhere the ends of the folded card stock together.



### step 3

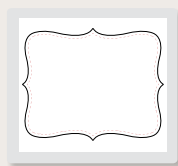
Once the adhesive is dry, turn the folded card stock as shown to create the flower shape.



## stampin' technique ACCORDION FLOWER

Create your own flower garden with these three-dimensional flowers. Use a Circle punch (IBC 184) to punch out a piece of card stock for the center of the flower. Use these embellishments on tags, cards, gifts, and more! Ask your demonstrator for complete details about creating this flower.

The Yummy set is designed to coordinate with the Top Note Big Shot die. When you buy the die and Crafters' Tool Kit (or other products totalling \$50), you can receive a Sale-A-Bration item for free!



**Top Note  
Big Shot® Bigz™ Die**  
113463 \$21.95  
IBC 196



**Crafters' Tool Kit**  
104310 \$39.95  
IBC 188



**Bashful Blue  
Taffeta Ribbon**  
109066 \$6.95  
IBC 179



### step 1

Create a Top Note with the Sizzix Big Shot and Top Note Bigz die.



### step 2

Stamp the "A little something" line-art image on the Top Note.



### step 3

Use the paper-piercing tool to poke holes along the swirling stamped image.



## stampin' technique PAPER PIERCING

Use the paper-piercing tool to accent a stamped image. Pierce holes along an entire image or select portions to highlight. With paper piercing, you can also frame an image or create a border.




Designed for your gift-giving needs, the images in the Yummy set help you create a quick and cute accent for any present.





*Embellish your projects with these fun floral papers featuring exclusive Stampin' Up! colors and patterns that coordinate with the Polka Dot Punches set. Our 12" x 12" Designer Series paper is printed on both sides, giving you twice as many options. 16 Sheets; 4 ea. of 4 double-sided sheets. Acid and lignin free.*




4 SHEETS EA. 12" x 12" DOUBLE-SIDED PAPER


**114674 Delicate Dots Designer Series Paper**  
 Certainly Celery, So Saffron, Bashful Blue, Sahara Sand




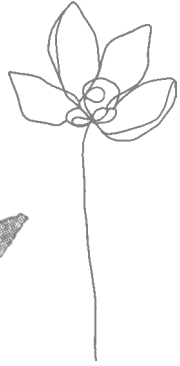
Use the Polka Dot Punches set with the coordinating Circle, Full Heart, Scallop Circle, and 5-Petal Flower punches (IBC 184). During Sale-A-Bration, when you purchase these punches, you can choose this set for free!



**Polka Dot Punches** | set of  
113788 | 4



to thine own self  
be kind.



set of  
7 **Botanical Blooms**  
113812



Our Sale-A-Bration sets come in a limited-time-only color of Lovely Lilac. Find out how to earn your favorite items on page 3.





**Sponge Daubers**  
102892 \$10.95  
IBC 190



**Earth Elements  
Watercolor Wonder Crayons**  
106696 \$19.95  
IBC 152



**Watercolor Paper**  
105019 \$6.95  
IBC 156



Use Watercolor Wonder™ Crayons to re-create the card shown below. Purchase the coordinating accessories shown at left, and you'll be well on your way to earning one of the Sale-A-Bration items in this brochure.



**step 1**

Color directly on the rubber with a Watercolor Wonder Crayon.



**step 2**

Spritz water onto the rubber before stamping.



**step 3**

Stamp the flower on the watercolor paper and enjoy the results.



*stampin' technique* WATERCOLORING WITH CRAYONS

Give bold images the look of watercolor with our Watercolor Wonder Crayons.

Just follow these simple steps to a beautifully colored project.



## online ease

*Enjoy the convenience of Stampin' Up!'s Online Ordering when you place your Sale-A-Bration order. Remember, Sale-A-Bration products are available for a limited time! Ordering online makes it easier than ever to Sale-A-Brate!*



[www.stampinup.com](http://www.stampinup.com) | 800-STAMP UP



1 1 5 2 7 2

© 2009 STAMPIN' UP!

*To order Stampin' Up! products from this brochure, call your demonstrator:*